

TRẦN CAO BỘI NGỌC (Chủ biên) – TRƯƠNG VĂN ÁNH

# TIẾNG ANH

# Family and Friends

3

National Edition

Student Book



NHÀ XUẤT BẢN GIÁO DỤC VIỆT NAM



OXFORD  
UNIVERSITY PRESS

TRẦN CAO BỘI NGỌC (Chủ biên) – TRƯƠNG VĂN ÁNH

# TIẾNG ANH

# Family and Friends

# 3

National Edition  
Student Book



NHÀ XUẤT BẢN GIÁO DỤC VIỆT NAM

OXFORD  
UNIVERSITY PRESS

# Scope and sequence



Billy



Tim



Rosy

	Vocabulary	Grammar	Phonics	Values
<b>Starter: Hello!</b> p. 4	Myself The alphabet Colors Classroom language	What's your name? My name's ... How old are you? What color is it? Don't talk, please.		
<b>1 This is your doll.</b> p. 10	Toys doll, ball, teddy bear, car, kite, bike, train	my / your This is my / your bag.	a /æ/: apple, Annie b /b/: ball, bat	Be kind to people!
<b>2 That is his ruler.</b> p. 16	School things pen, eraser, pencil, pencil case, book, bag, door, window	his / her That is his / her pen.	c /k/: cat, cookie d /d/: desk, dog	Share your things!
<b>3 Let's find Mom!</b> p. 22	My family mom, dad, sister, brother, aunt, uncle, cousin	its / our / their in / on / under	e /e/: egg, elephant f /f/: fan, fig	Help your family!
<b>Review 1 p. 28</b>				
<b>Fluency Time! 1</b> p. 30	Everyday English Introductions: <i>This is ... Nice to meet you.</i> CLIL Art Mixing colors: <i>paint, light blue, dark blue, black, white</i>			
<b>4 I like monkeys!</b> p. 32	Animals elephant, giraffe, monkey, bird, cat, dog, fish Adjectives big, tall, little	I like monkeys. I don't like elephants. I'm little.	g /g/: goat, gift h /h/: hat, hamster	Be kind to animals!
<b>5 Do you like yogurt?</b> p. 38	Food rice, meat, carrots, yogurt, bread Drinks milk, juice, water	Do you like carrots? Yes, I do. No, I don't.	i /ɪ/: ink, ill j /dʒ/: jacket, jelly	Eat healthy food!
<b>6 I have a new friend.</b> p. 44	My friends Adjectives long, short, black, curly, straight tall, short, thin	He / She has blue eyes. I have / don't have curly hair.	k /k/: kite l /l/: lion m /m/: mom	Be good friends!
<b>Review 2 p. 50</b>				
<b>Fluency Time! 2</b> p. 52	Everyday English At the dinner table: <i>Do you like ...? Yes, I do. / No, I don't.</i> CLIL Science Animals: <i>insect, feather, wing</i>			

		Vocabulary	Grammar	Phonics	Values
<b>7</b> p. 54	<b>I'm wearing a blue skirt.</b>	<b>Clothes</b> skirt, scarf, jeans, boots, shirt, T-shirt, dress, hat	Present progressive: <i>I'm / He's / She's wearing ...</i>	sh /ʃ/: <i>shoes</i> ch /tʃ/: <i>chair</i> th /θ/: <i>three</i>	Get together with your family!
<b>8</b> p. 60	<b>I'm dancing with Dad.</b>	<b>Celebrations</b> play, dance, sing, eat, talk, watch <b>Getting ready</b> wash the car, brush my hair, take photos	Present progressive: <i>What are you doing?</i> <i>I'm dancing.</i> <i>What's he / she doing?</i> <i>He's / She's eating.</i>	dr /dr/: <i>drum, dress</i> tr /tr/: <i>truck, tree</i> cr /kr/: <i>crayon, crab</i>	Have a good time with your family!
<b>9</b> p. 66	<b>He can run!</b>	<b>Action verbs</b> play soccer, ride a bike, run, catch, fly, jump, read, write	Can for ability: <i>I / He / She / It can run.</i> <i>I / He / She / It can't catch.</i>	ai /eɪ/: <i>rain, train</i> y /aɪ/: <i>fly, sky</i>	Celebrate different abilities!

### Review 3 p. 72


<b>Fluency Time! 3</b> p. 74		Everyday English <i>I'm wearing new shoes.</i> CLIL Science <i>The five senses: see, hear, smell, taste, touch</i>			
<b>10</b> p. 76 <b>May I take a photo?</b>		<b>Verbs</b> <i>listen to an audio guide, take a photo, draw a picture, visit the gift shop</i> <b>Adjectives</b> <i>old, new, great</i>	<i>May I visit the gift shop? Yes, you may. No, you may not.</i>	<i>oa /oʊ/: boat, goat oy /ɔɪ/: toy, boy</i>	Follow the rules!
<b>11</b> p. 82 <b>There is a doll on the rug.</b>		<b>My bedroom</b> <i>rug, cabinet, shelf, pillow, blanket</i> <b>Numbers 11–20</b> <i>eleven, twelve, thirteen, fourteen, fifteen, sixteen, seventeen, eighteen, nineteen, twenty</i>	<i>There's a doll on the rug. There are three books under the bed.</i>	<i>ear /ɪə/: ear, near, hear are /eə/: scared, share, square</i>	Be neat and clean!
<b>12</b> p. 88 <b>Those are our computers.</b>		<b>School things</b> <i>table, computer, chair, board, poster, picture, drawers</i>	<i>These are tables. Those are pencil cases.</i>	<i>oor /ʊə/: poor our /ʊə/: tour ou /aʊ/: mouse, house</i>	Welcome a new classmate!

### Review 4 p. 94

<b>Fluency Time! 4</b> p. 96	Everyday English <i>Playing outside: May I go on the swing? I'm on the swing! That's good. Come down now.</i> CLIL Math <i>Division: a whole, a half, a third, a quarter, three quarters</i>
---------------------------------	---


### Picture dictionary p. 98


### Word list p. 102

 Write in your notebook.

 Say.

 Write with a pencil.

 Video available.

 Audio track available.

# Starter

# Hello!

## Lesson One Words

### 1 Listen and point. Repeat. 01



Rosy



Tim






Billy



Miss Jones

### 2 Listen and read. 02



## Lesson Two Grammar and song

1 Listen to the story again.  02

2 Ask and answer. 



Hello. My name's Miss Jones.  
What's your name?

Hi. My name's Billy.



3 Listen and sing.  03



**Hello, hello!**

Hello, hello,  
How are you?  
I'm fine, thank you.  
I'm fine, thank you.



Hello, hello,  
What's your name?  
My name's \_\_\_\_\_.  
That's my name.




Goodbye, goodbye,  
Goodbye to you ...



## Lesson Three Words

1 Listen and point. Repeat.  04

2 Listen and point.  05

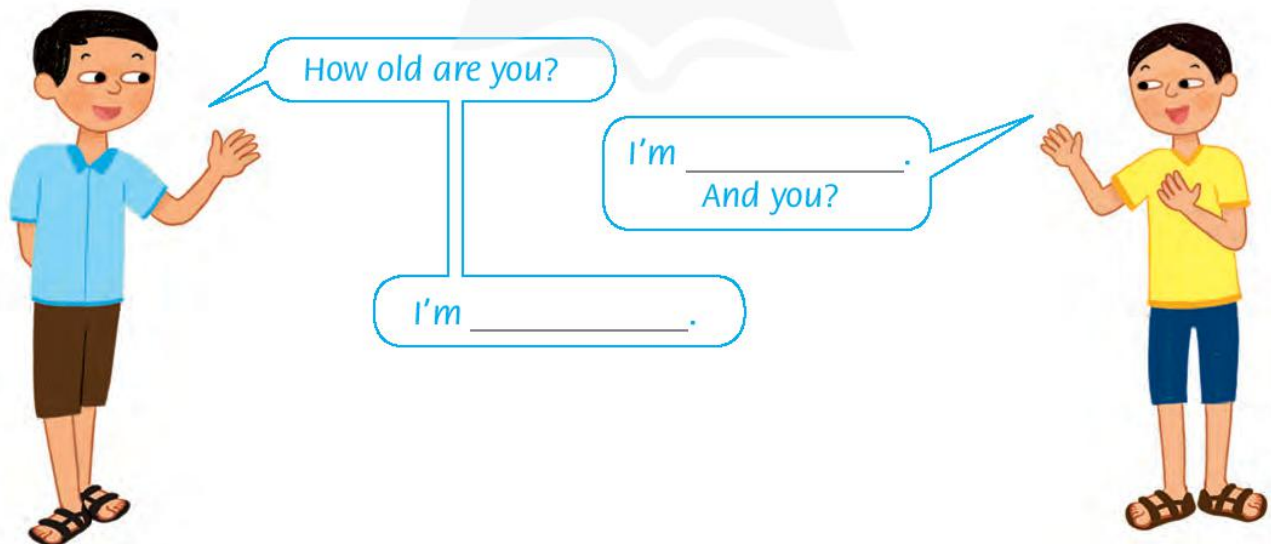


3 Look at the picture again. Point, ask, and answer. 

How old are you?

I'm eight.

4 Ask and answer with your friend. 



1 Listen and point. Repeat.  06

**Aa Bb Cc Dd Ee Ff Gg**  
**Hh Ii Jj Kk Ll Mm Nn**  
**Oo Pp Qq Rr Ss Tt Uu**  
**Vv Ww Xx Yy Zz**

2 Listen and sing.  07

**a b c**

**d e f**

**g h i**

**j k l**

**Alphabet Song**

**a b c, d e f**  
**g h i, j k l**

This is the alphabet  
Lots more letters to know!

**m n o, p q r**  
**s t u, v w x,**

This is the alphabet  
Two more letters to go!

**y z.** That's the end.  
Now we can start again!

**m n o**

**p q r**

**s t u**

**v w x**

**y z**

## Lesson Five Words

1 Listen and point. Repeat.  08



red



brown



pink



green



black



yellow



orange



blue

2 Ask and answer. 

What color  
is it?



It's yellow.



It's pink.



3 Listen and point.  09



orange



brown

black



## Lesson Six Classroom language

### 1 Listen and point. Repeat. 10



Sit down.



Stand up.



Open your book.



Close your book.



Don't talk.

### 2 Look and say.



Sit down, please!



Don't talk, please!



Stand up, please!



Open your book, please!



Close your book, please!

### 3 Listen and do. 11

# 1 This is your doll.

## Lesson One Words

1 Listen and point. Repeat. 🔊 12

2 Listen and chant. 🔊 13



doll



ball



teddy bear



car

3 Listen and read. 🔊 14 ▶



1 Listen to the story again. 🔊 14

2 Listen and say. 🔊 15

Let's learn!



This is **my** bag.



This is **your** doll.

3 Look and say. 🗨️

1

This is **your** ball.



2



3



4 Write. 📝

my    your

1

This is your teddy bear.



3

This is \_\_\_\_ ball.



2

This is \_\_\_\_ bag.



4

This is \_\_\_\_ doll.



Let's talk! 🗨️

This is  
my doll.



## Lesson Three Song

1 Listen and point. Repeat.  16



2 Listen and sing.  17

3 Sing and do.



**Toys, toys, toys, toys!**

Toys, toys, toys, toys,  
Toys, toys, toys!


This is my big red kite,  
My big red kite,  
My big red kite.  
This is my big red kite,  
I love toys!

Toys, toys, toys, toys, ...

This is my big blue bike, ...

Toys, toys, toys, toys, ...

This is my big green train, ...



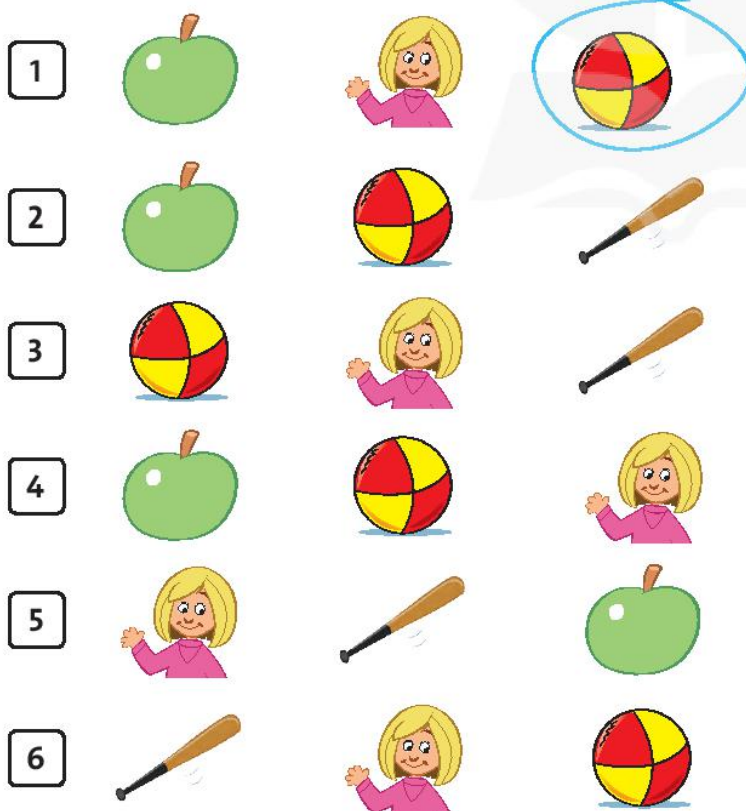
1 Listen and point. Repeat.  18



2 Point and say the words. 



3 Listen and circle.  19 





Let's talk! 

This is an apple.



## Reading


- 1 Point to a color and a toy. Say the words. 
- 2 Read and listen to the poem.  20

**My Favorite...**

What's my favorite toy?  
My favorite one of all?  
My train? My car?  
No – my **yellow** ball!

What's my favorite color?  
Yellow, green, or blue?  
Is it yellow? Is it green?  
No – it's **blue**!

Nam, age 7



- 3 Read again and write. 



My favorite toy is \_\_\_\_\_.













My favorite color is \_\_\_\_\_.

# Skills Time!

## Lesson Six

### Listening

1 Listen and write.  21 

1  <input type="text" value="b"/> <input type="text" value="g"/>	2  <input type="text"/>	3  <input type="text"/>	4  <input type="text"/>
a 	c 	e 	g 
b 	d 	f 	h 

### Speaking

2 Ask and answer about you. 

What's your favorite toy?

It's my ...

What's your favorite color?

It's ...

3 Talk about you. 

My favorite toy is my ball. My favorite color is green.

### Writing

4 Write about you. 

1. My favorite toy is \_\_\_\_\_.
2. My \_\_\_\_\_.

5 Share with your friend. Write about your friend. 

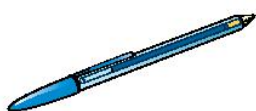
1. Your favorite toy is \_\_\_\_\_.
2. Your \_\_\_\_\_.

# 2 That is his ruler.

## Lesson One Words

1 Listen and point. Repeat.  22

2 Listen and chant.  23



pen



eraser



pencil




pencil case



book


3 Listen and read.  24 



1 Listen to the story again. 🔊 24

2 Listen and say. 🔊 25

Let's learn!



That is **his** pen.



That is **her** book.

3 Look and say. 🗨️

That is her eraser.



4 Write. 📝

his her



1. That is his pen.



2. That is \_\_\_\_\_ eraser.



3. That is \_\_\_\_\_ pencil.

Let's talk! 🗨️

That is her book.



## Lesson Three Song

### 1 Listen and point. Repeat. 26



bag



door



window

### 2 Listen and sing. 27

### 3 Sing and do.

#### Clean up, clean up!


Clean up, clean up,  
It's time to go home.

Is this his pen?  
Yes, it is.

And this is his bag, too.  
Is this her book?

No, it isn't.  
But this is her eraser.


Close the window, open the door,  
It's time to go home.



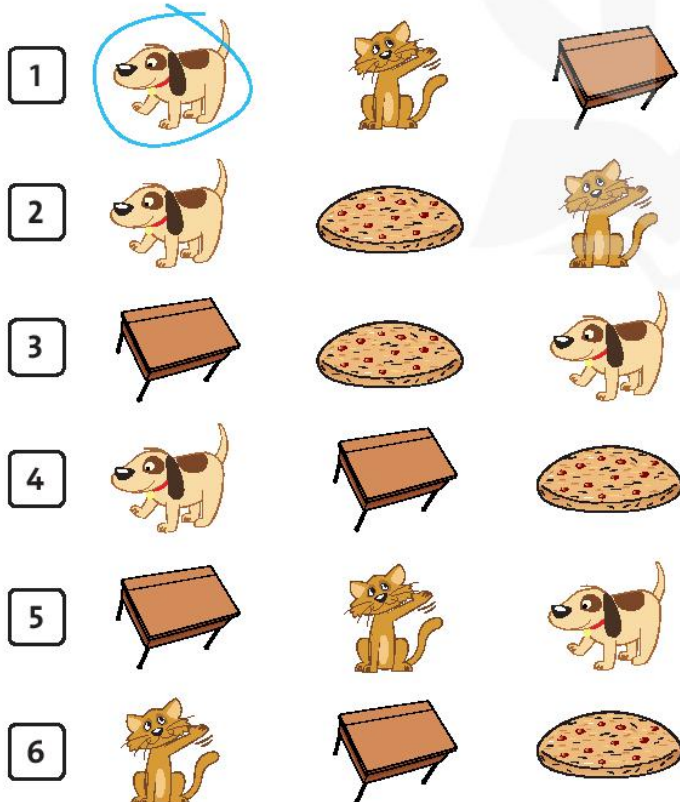
1 Listen and point. Repeat.  28



2 Point and say the words. 



3 Listen and circle.  29 



Let's talk! 

This is a cat.



## Reading

1 Point to four school things. Say the words. 

2 Listen and read.  30



3 Read again. What's in her bag? 

1. pencil case

2. \_\_\_\_\_

3. \_\_\_\_\_

4. \_\_\_\_\_

5. \_\_\_\_\_

# Skills Time!



## Lesson Six

### Listening

1 Listen and write *a* or *b*.  31  1b

1 a  b 

3 a  b 

2 a  b 

4 a  b 

### Speaking

2 Talk about school things. 



That is her pen.




### Writing


3 Complete the sentences. 



This is his pen.



That is \_\_\_\_\_.



That is her \_\_\_\_\_.



This is \_\_\_\_\_.

# 3

# Let's find Mom!

## Lesson One Words

1 Listen and point. Repeat.  32

2 Listen and chant.  33



mom



dad




sister



brother

3 Listen and read.  34 



1 Listen to the story again. 34

2 Listen and say. 35

Let's learn!



The ice cream is **on** its face.



Their bags are **under** the slide.



Our toys are **in** the kitchen.

3 Look, say, and write.

in on under

1



Rosy and Billy



Their kite is on the slide.

2



teddy bear



Her book is \_\_\_\_\_ the chair.

3



Mom



"Our car is \_\_\_\_\_ the tree."

4



Mom and Dad

Let's talk!



This is our mom.

## Lesson Three Song

### 1 Listen and point. Repeat. 36



Here are more people  
in my family.



aunt



uncle



cousin

### 2 Listen and sing. 37



#### My family

My family, my family,  
This is me with my family.

This is my family.  
Look at my cousin, my aunt,  
My uncle, and me.

Her dress is green.  
His pants are brown.


And this is me.  
My T-shirt is white and blue.

My family, my family,  
This is me with my family.



















1 Listen and point. Repeat.  38



2 Point and say the words. 



3 Listen and circle.  39 

1			
2			
3			
4			
5			
6			

Let's talk! 

This is an elephant.



## Reading

1 Look at the pictures. Where's the teddy bear?

2 Listen and read.  40



I'm Vinh and my cousin is Linh.  
Look at my family at the pool.



Where's her teddy bear?



Let's find it!



Is it in the pool?  
No!



Is it on the chair?  
No!



Is it under the slide?



Yes, it is!  
Linh is happy now.

3 Read again. Write *T* (true) or *F* (false). 

- |  |   |
|--|---|
| 1. The family is at the pool. <u>  T  </u>       | 3. The teddy bear is in the pool. <u>      </u> |
| 2. Her teddy bear is on the slide. <u>      </u> | 4. Linh is happy now. <u>      </u>             |


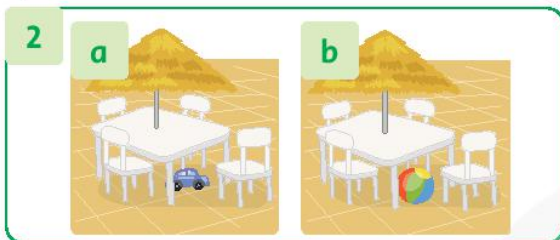
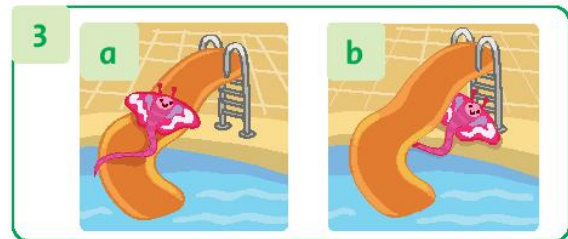

4 Do you go on vacation with your family?  

# Skills Time!

## Lesson Six

### Listening

1 Listen and write *a* or *b*.  41  1b



### Speaking


2 Point, ask, and answer. 



What's this?

It's her teddy bear.

### Writing

3 Draw your aunt, uncle and their house. Then complete the sentences. 

its   my   my   their   our

This is \_\_\_\_\_ aunt and this is \_\_\_\_\_ uncle.









This is \_\_\_\_\_ house.

There is a number on \_\_\_\_\_ door.

\_\_\_\_\_ family is happy!

# Review 1

## 1 Listen and check the box. 42

1		<input checked="" type="checkbox"/>		<input type="checkbox"/>	3		<input type="checkbox"/>		<input type="checkbox"/>
2		<input type="checkbox"/>		<input type="checkbox"/>	4		<input type="checkbox"/>		<input type="checkbox"/>

## 2 Write the number or word.

- |                   |                |
|-------------------|----------------|
| 1. 7 <u>seven</u> | 4. five _____  |
| 2. three _____    | 5. 9 _____     |
| 3. 2 _____        | 6. eight _____ |

## 3 Look, read, and write. in   on   under



- |                                    |                                     |
|------------------------------------|-------------------------------------|
| 1. The bag is <u>on</u> the table. | 3. The teddy bear is _____ the bag. |
|------------------------------------|-------------------------------------|



- |                                 |                                 |
|---------------------------------|---------------------------------|
| 2. The book is _____ the chair. | 4. The kite is _____ the slide. |
|---------------------------------|---------------------------------|

#### 4 Listen and check (✓) the box. 43

1.



Yes, it is.

☒

No, it isn't.

☐

3.



Yes, it is.

☐

No, it isn't.

☐

5.



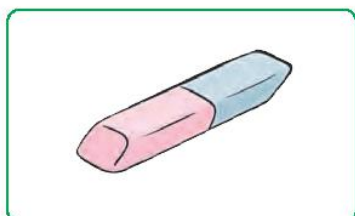
Yes, it is.

☐

No, it isn't.

☐

2.



Yes, it is.

☐

No, it isn't.

☐

4.



Yes, it is.

☐

No, it isn't.

☐

6.



Yes, it is.

☐

No, it isn't.

☐

#### 5 Look and say. Who is in the picture?



**My work in Starter unit, and Units 1–3 is ...**



**OK**



**Good**



**Excellent**

# Fluency Time! 1

## Lesson One Everyday English

### 1 Listen. Read and say. 44



Kate: Dad, Dad! Dad, this is Mrs. Smith.  
And this is my dad.



Dad: Nice to meet you.  
Mrs. Smith: Nice to meet you, too.

### 2 Listen and write. 45

name ~~Her~~ meet  
Nice too

2 Hello, Molly.  
\_\_\_\_\_ to \_\_\_\_\_ you.



1 Her  
is Molly.

3 Nice to meet  
you, \_\_\_\_\_.

### 3 Look at the people. Point and say.



Sally



Peter



Mr. Smith



Miss White



This is Sarah.

Nice to  
meet you.

1 Listen and point. Repeat.  46



paint



light blue



dark blue



black



white

2 Listen and read.  47

# MIXING COLORS

Mix blue paint

and yellow paint.

Now it's green.

This is blue paint. Add white  
paint. Now it's light blue.

Mix red paint

and yellow paint.

Now it's orange.

This is blue paint. Add black  
paint. Now it's dark blue.

3 Read again and complete. 

yellow    black    white

1. blue + yellow = green

2. blue + \_\_\_\_\_ = light blue

3. red + \_\_\_\_\_ = orange

4. blue + \_\_\_\_\_ = dark blue

4  **Think!** What things are light blue and dark blue?  
Draw and color a picture of these things.


# 4

# I like monkeys!

## Lesson One Words

1 Listen and point. Repeat.  48

2 Listen and chant.  49



elephant



giraffe



monkey



big



tall



little

3 Listen and read.  50 

1 The zoo. Great! I like animals.

An elephant, Billy.

Oh, no! I don't like elephants. They're big!

2

Ahh! I don't like giraffes. They're tall!

3

Look over there!

4

Look! A monkey! I like monkeys! They're little and I'm little, too.

Yes. They're funny and you're funny, too!

1 Listen to the story again. 50

2 Listen and say. 51

Let's learn!



This is a monkey.  
I **like** monkeys.



This is an elephant.  
I **don't like** elephants.




The elephants are **big**.  
I'm **little**.

3 Look and say.

big little tall black brown gray yellow

It's an elephant.

The elephant is big.



4 Write.

like don't like

1




I like lions.

3



I \_\_\_\_\_ giraffes.

2



I \_\_\_\_\_ elephants.

4



I \_\_\_\_\_ monkeys.

Let's talk!

I like elephants.




## Lesson Three Song

### 1 Listen and point. Repeat. 52




bird



cat



dog



fish

### 2 Listen and sing. 53

### 3 Sing and do.

#### Pets at home!

Here's an orange cat,  
Miaow, miaow, miaow.

All day long,  
Miaow, miaow, miaow.

Here's a brown dog,  
Woof, woof, woof.

All day long,  
Woof, woof, woof.

Here's a yellow bird,  
Tweet, tweet, tweet.

All day long,  
Tweet, tweet, tweet.

Here's a pink fish,  
Splash, splash, splash.


All day long,  
Splash, splash, splash.

We like pets,  
Hip hip hooray!  
All day long,  
Play, play, play!



## Lesson Four Phonics

1 Listen and point. Repeat.  54



2 Point and say the words. 



3 Listen and circle.  55 



Let's talk! 

This is  
my hat.



## Reading


1 Look at the picture. Talk about the animal. 

2 Read and listen to the poem.  56

### Saying "Hello!"

I'm big and gray. I have two big ears.  
I have a long, gray nose. Can you see it here?

So what am I? Do you know?  
I'm an elephant! I'm saying "Hello!"  
A big, gray elephant saying "Hello!"



3 Read again. Write *T* (true) or *F* (false). 

1. The elephant is big. T


2. The elephant has two hands. \_\_\_\_

3. The elephant is black and white. \_\_\_\_

4. The elephant has a long nose. \_\_\_\_

### Listening

1 Listen and draw 😊 or ☹️.  57 



### Speaking

2 Look at the picture again. Ask and answer. 

cat giraffe bird fish monkey lion


It has four legs. It's tall and yellow. What is it?

It's a giraffe.

3 Talk about your favorite animals. 

I like monkeys and dogs.

### Writing

4 Write about animals you like and don't like. 

I like elephants. They're big.

I don't like \_\_\_\_\_. They're \_\_\_\_\_.

5 Order the words. 

1. is / lion / big. / The

3. giraffes / The / tall. / are

2. bird / green. / is / That

4. like / I / monkeys. / don't

# 5

# Do you like yogurt?

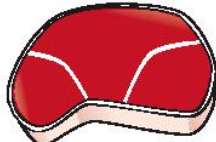
## Lesson One Words

1 Listen and point. Repeat. 58

2 Listen and chant. 59



rice



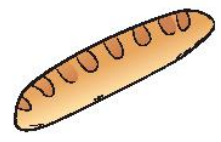
meat



carrots





yogurt



bread

3 Listen and read. 60



1 Listen to the story again. 60

2 Listen and say. 61

## Let's learn!



Do you like yogurt?  
Yes, I do.



Do you like carrots?  
No, I don't.

don't = do not

3 Look and say.



Do you like meat?

Yes, I do.

4 Write.



Do you like bread?

No, I don't.



Do you like carrots?

\_\_\_\_\_.



Do you like fish?

\_\_\_\_\_.

## Let's talk!

I like yogurt.



## Lesson Three Song

### 1 Listen and point. Repeat. 62



milk



juice



water

### 2 Listen and sing. 63

### 3 Sing and do.

#### Drink your milk!

Eat your eggs and drink your milk,  
Drink your milk,  
Drink your milk.

Eat your eggs and drink your milk.  
Don't be late for school!


Eat your bread and drink your juice, ...  
Here's your water, here's your bag, ...



## 1 Listen and point. Repeat. 64



## 2 Point and say the words.



## 3 Listen and circle. 65



## Let's talk!




## Reading

1 Point and say the words.

2 Listen and read.  66


### The Family and Friends Café

#### Food



Meat  
Salad  
Rice  
Fries  
Eggs  
Carrots  
Tomatoes

#### Desserts



Ice cream  
Yogurt  
Apple  
Banana  
Grapes

#### Drinks



Apple juice  
Orange juice  
Water  
Milk



Thu



Let's look at the menu. I like meat and rice.  
I like yogurt and apple juice, too, but I don't  
like milk.

I like yogurt, too. I don't like apple juice or ice cream,  
but I like milk and bananas.

Giang



3 Read again and complete the box. 

		
Thu		
Giang		



4 Do you like going to a café? What do you like to eat? 

# Skills Time!

## Lesson Six

### Listening

1 Listen and draw 😊 or ☹️. 🎧 67 🖍️



### Speaking

2 Look at the menu on page 42. Ask and answer. 🗣️

Do you like fish?

Yes, I do.

3 Say what you don't like. 🗣️

I don't like yogurt.

### Writing

4 Write about the food and drinks you like and don't like. 📝

Hello. My name's \_\_\_\_\_. I like \_\_\_\_\_  
and \_\_\_\_\_, but \_\_\_\_\_.



# 6

# I have a new friend.

## Lesson One Words

1 Listen and point. Repeat. 68

2 Listen and chant. 69



long



short



black




curly



straight

3 Listen and read. 70



1 Listen to the story again. 70

2 Listen and say. 71

Let's learn!



I **have** brown eyes.  
I **don't have** long hair.



He **has** short hair.



She **has** blue eyes.

**don't** have = **do not** have

3 Look and say.

She has straight hair.

Number 2.

1



2



3



4



4 Write.

has have

1. He has curly hair.
2. I \_\_\_\_\_ straight hair.
3. She \_\_\_\_\_ blue eyes.
4. I \_\_\_\_\_ black hair.

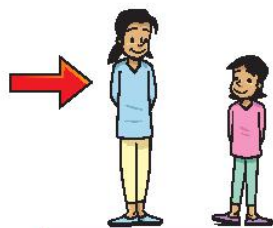
Let's talk!

I don't have  
blue eyes.




## Lesson Three Song

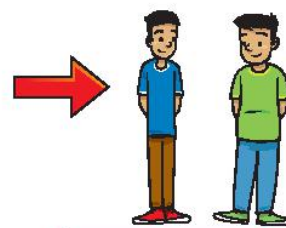
### 1 Listen and point. Repeat. 72



tall



short



thin

### 2 Listen and sing. 73


### 3 Sing and do.

#### My new friend!

She has blue eyes.  
She has curly hair.  
She has blue eyes.  
She's tall. She's thin.  
It's Alice!

He has brown eyes.  
He has short hair.  
He has brown eyes.  
He's tall. He's thin.  
It's Adam!

She has brown eyes.  
She has short hair.  
She has brown eyes.  
She's tall. She's thin.  
It's Rosy!



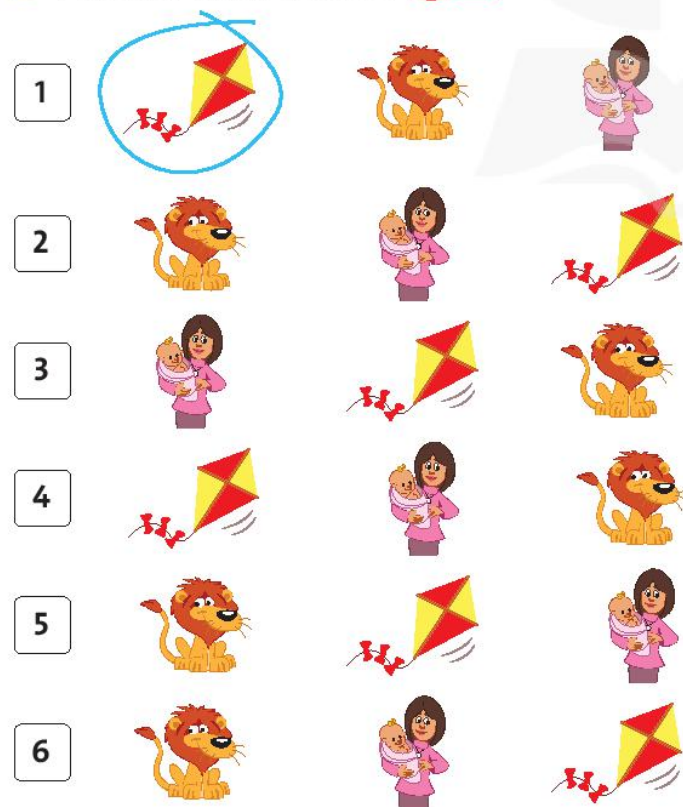
1 Listen and point. Repeat.  74



2 Point and say the words. 



3 Listen and circle.  75 



Let's talk! 



## Reading

1 How many dolls can you see?

2 Listen and read.  76

Dear Kim,

This is a picture of me with my dolls.

Thi has long, red hair. Khoa has short hair. Nam has curly, brown hair. I have long, black hair and brown eyes.

From

Oanh



3 Read again. Write the names. 

1



Nam

2



3




4



4 Do you like dolls? What's your favorite toy?  

### Listening

1 Listen and number.  77 



### Speaking

2 Look at the picture again. Ask and answer. 

She has straight, black hair. Who is she?

It's c, Vy.


3 Talk about your friend.  He has short hair.

### Writing

4 Copy the sentences. Find and circle *n't*. 

I **don't** have blue eyes. = I **do not** have blue eyes.

I **don't** have curly hair. = I **do not** have curly hair.

5 Write about you and your friend. 

I don't have \_\_\_\_\_.

He / She has \_\_\_\_\_.

I \_\_\_\_\_.

He / She \_\_\_\_\_.


# Review 2

## 1 Match.

1. giraffe
2. fish
3. bird
4. monkey
5. cat
6. elephant

e

a



b



c



d











e



f



## 2 Look at the chart and complete the sentences.

		
Alex		
Ruby		
Mary		

Alex: I like elephants .

I don't like cats .

Ruby: I \_\_\_\_\_ .

I \_\_\_\_\_ .

Mary: I \_\_\_\_\_ .

I \_\_\_\_\_ .

## 3 Listen and circle the correct words. 78

1. curly / straight
2. long / short
3. tall / short
4. blue / black

## 4 Read and match.


isn't = is **not**      don't = do **not**      aren't = are **not**

1. I don't like fish.
2. It isn't a banana.
3. They aren't my dogs.
4. I don't have blue eyes.

- a. They are not my dogs.
- b. I do not have blue eyes.
- c. I do not like fish.
- d. It is not a banana.


**5 Look. Write the question and the answer.** 



1. Do you like carrots?   
Yes, I do.



3. \_\_\_\_\_?   
 \_\_\_\_\_



2. \_\_\_\_\_?   
 \_\_\_\_\_



4. \_\_\_\_\_?   
 \_\_\_\_\_

**6 Look and talk about the boy and the girl. What about you?** 

He has \_\_\_\_\_.

She has \_\_\_\_\_.



**My work in Units 4–6 is ...**



**OK**



**Good**



**Excellent**

# Fluency Time! ②

## Lesson One Everyday English

### 1 Listen. Read and say. 🗣️ 79



Mom: Do you like salad?  
James: Yes, I do. Mmm, this is yummy.  
Mom: Good. I'm happy you like it.



Mom: Do you like fries?  
James: No, I don't. And I'm full. Thank you for dinner.

### 2 Listen and number. 🗣️ 80 🖍️



### 3 Look at the food words. Ask and answer. 💬

yogurt   carrots   rice   juice   milk



Do you like yogurt?

Do you like juice?

Yes, I do.

No, I don't.



1 Listen, point, and repeat.  81



**insect**



**feather**



**wing**

2 Listen and read.  82

3 Read again and write the numbers. 

## Wonderful Animals

### Bee



This animal has six legs. It's an insect. It has two wings.

**legs**

—

**wings**

—

### Bird



This animal has two wings and two legs. It has feathers on its body.

**legs**

—

**wings**

—

4  **Think!** Make information cards for your favorite insect and bird. 

# 7 I'm wearing a blue skirt.

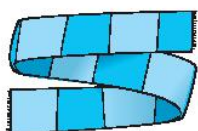
## Lesson One Words

1 Listen and point. Repeat.  83


2 Listen and chant.  84



skirt



scarf



jeans



boots



shirt

3 Listen and read.  85 



1 Listen to the story again. 85

2 Listen and say. 86

Let's learn!



**I'm wearing**  
a blue skirt.



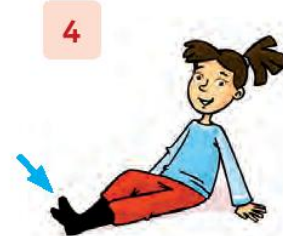
**He's wearing**  
a yellow shirt.



**She's wearing**  
red pants.

3 Look and say.

skirt jeans boots shirt



4 Look again and write.

1. He's wearing blue jeans.
2. \_\_\_\_\_ a black \_\_\_\_\_.
3. \_\_\_\_\_ a red \_\_\_\_\_.
4. \_\_\_\_\_ black \_\_\_\_\_.

Let's talk!

*I'm wearing  
a white shirt.*



## Lesson Three Song

1 Listen and point. Repeat.  87



T-shirt



dress



hat

2 Listen and sing.  88

3 Sing and do.



**I'm wearing a hat!**

Look at me! Look at me!  
I'm wearing a hat! Can you see?  
My hat is big. My hat is blue.  
I'm wearing a hat. Look at me!

Look at me! Look at me!  
I'm wearing boots! Can you see?  
My boots are short. My boots are red.  
I'm wearing boots. Look at me!

Look at me! Look at me!  
I'm wearing a T-shirt. Can you see?  
My T-shirt is long. My T-shirt is green.  
I'm wearing a T-shirt. Look at me!

1 Listen and point. Repeat.  89



2 Listen and chant.  90



Shirley has short hair.  
Her shoes are red.  
Her shirt is blue,  
And she's sitting on a chair.

Shirley has three sheep,  
One, two, three.  
Shirley wants to play,  
With you and with me.



3 Read the chant again. Say the words with *sh*, *ch*, and *th*. 

4 Look at the pictures. Write and say the words.  



Let's talk! 

The shoe is blue.



## Reading

1 Look at the picture. Where are the people?

2 Listen and read.  91

## At the bus station



I'm looking at the people.

Some are short. Some are tall.

Some have big bags.

Some have small.

Yellow, green, and blue shirts ...

And pink, red, orange, too.

I'm wearing pink.

My brother's wearing blue.

3 Read again. Write the correct word. 

1. They are at the bus station.

2. Some \_\_\_\_\_ are short. Some are tall.

3. Some bags are big. Some are \_\_\_\_\_.

4. The \_\_\_\_\_ are yellow, green, and blue.

### Listening

1 Listen and number.  92 



### Speaking

2 Look again. Ask and answer. 



He's wearing a green T-shirt. Who is it?

It's f. She's wearing ...




3 Talk about you. 

I'm wearing a white shirt.

### Writing

4 Write about your clothes. 

I'm \_\_\_\_\_.

5 Write about your mom / dad. 

She's / He's wearing \_\_\_\_\_.

# 8

# I'm dancing with Dad.

## Lesson One Words

1 Listen and point. Repeat. 93

2 Listen and chant. 94



play



dance



sing



eat



talk



watch

3 Listen and read. 95



1 Listen to the story again. 95

2 Listen and say. 96

## Let's learn!



What **are** you **doing**?  
**I'm dancing** with Dad.



What's he **doing**?  
**He's eating** the cake.

3 Look and say.

sleeping    playing    singing

What is he doing?

He's playing music.

1



2



3



4 Look again and write the correct word.

1. He is \_\_\_\_\_ music.
2. She is \_\_\_\_\_.
3. She is \_\_\_\_\_.

## Let's talk!

What are you doing?

I'm eating  
the cake.



## Lesson Three Song

1 Listen and point. Repeat.  97



washing the car



brushing my hair



taking photos

2 Listen and sing.  98


3 Sing and do.



### Getting ready for the party!

I'm getting ready for the party.  
My cousin is coming too.  
I'm brushing my hair,  
I'm wearing a tie.  
My family has lots to do!

Mom's making cakes for the party.  
Dad is washing the car.  
My sister is taking lots of photos.  
How excited we all are!



## 1 Listen and point. Repeat. 99



## 2 Listen and chant. 100


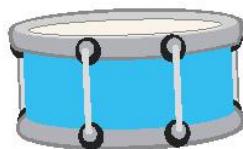
A train and a truck,  
A crab and a drum.  
I draw with my crayons,  
And I have fun.

A girl in a dress,  
A bird in a tree.  
Get your crayons,  
And draw with me.



## 3 Read the chant again. Say the words with *dr*, *tr*, and *cr*.

## 4 Listen to the sounds and write the words. 101



\_\_\_\_\_

\_\_\_\_\_

\_\_\_\_\_

**Let's talk!** 

I draw with my crayons.



## Reading

1 Look at the pictures. What is Na doing?

2 Listen and read.  102

reply

forward

delete

save

Dear Kim,

My family is getting ready for *Tet* holiday.  
I'm helping Mom and Dad.



Here, I'm choosing  
a red *ao dai* with  
Mom and Aunt Tam.



Here, I'm making *banh chung* with my brother.  
Love from Na




3 Read again. Write. 

1. What is *Tet*? It's a holiday .
2. Who is Na helping? She's helping her \_\_\_\_\_ and \_\_\_\_\_ .
3. Who is shopping with Mom and Na? \_\_\_\_\_ .
4. What color is her *ao dai*? \_\_\_\_\_ .
5. Who is making *banh chung* with Na? It's her \_\_\_\_\_ .

4 How do you celebrate *Tet*?  

### Listening

#### 1 Listen and number. 103



### Speaking

#### 2 Point, ask, and answer.

What's he doing?

He's dancing.



#### 3 Choose a photo of your Tet holiday and say what you're doing.

I'm eating and drinking.

### Writing

#### 4 Write *ing*.

I'm eat \_\_\_\_\_ some cake.

She's drink \_\_\_\_\_ water.

He's talk \_\_\_\_\_ with his family at the party.

#### 5 Write about your family at Tet.

It's Tet holiday. My dad is \_\_\_\_\_. My mom is \_\_\_\_\_.

I'm \_\_\_\_\_. We're happy.

# 9

# He can run!

## Lesson One Words

1 Listen and point. Repeat. 104

2 Listen and chant. 105



play soccer



ride a bike



run

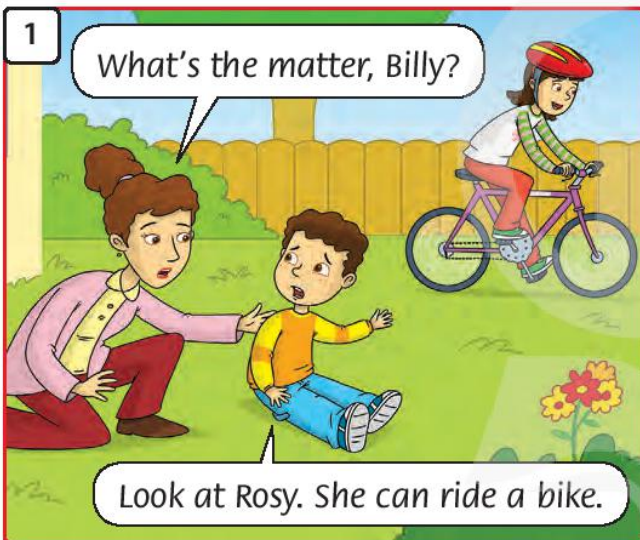


catch



fly

3 Listen and read. 106



1 Listen to the story again. 🔊 106

2 Listen and say. 🔊 107

## Let's learn!



I **can** run.



I **can't** catch.



She **can** play soccer.  
He **can't** ride a bike.



It **can** fly.

can't = can + not


3 Listen and say Yes or No. 🔊 108



4 Look and say. 🗨️

catch run fly play soccer

It can fly.



I can ride a bike.

## Let's talk! 🗨️



## Lesson Three Song

### 1 Listen and point. Repeat. 109



jump



read




write

### 2 Listen and sing. 110

### 3 Sing and do.



## 1 Listen and point. Repeat. 111



## 2 Listen and chant. 112

I can't fly in the sky.  
I'm a train in the rain.  
I can't fly in the sky.  
I'm a train, not a plane.



## 3 Read the chant again. Say the words with *ai* and *y*.

## 4 Write and say the words.



irna



yfl



kys



niatr

Let's talk! 



This is my train.

## Reading

1 Look at the picture. Where's Nam?

2 Listen and read.  113

Dear Grandma,

I'm on vacation in Nha Trang.


I like the beach. Look! I can play soccer now.

Hoa can't play soccer but she can run and she can catch a ball.


It's a great vacation!

Love,

Nam



Mrs. Lan  
130 Ky Dong Street  
Ward 9  
District 3  
Ho Chi Minh City



3 Read again and write Yes or No. 

1. Nam is on vacation in Da Nang. No
2. Nam can play soccer. \_\_\_\_\_
3. Hoa can't catch a ball. \_\_\_\_\_
4. Hoa can run. \_\_\_\_\_


4 Where do you go on vacation?  

# Skills Time!

## Lesson Six


### Listening

1 Listen and write *a* or *b*.  114  1b



### Speaking

2 Look and say.  run fly read




It can fly. It can't read.

A bird!

3 Say what you can do.  I can run. I can dance.







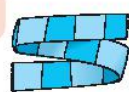





### Writing

4 Write about what you and your friends can do. 




1. I can \_\_\_\_\_.
2. She can \_\_\_\_\_.
3. He \_\_\_\_\_.
4. \_\_\_\_\_.

# Review 3

1 Listen and check (✓) the clothes you hear.  115 

1  	2  	3  
<input type="checkbox"/> <input checked="" type="checkbox"/>	<input type="checkbox"/> <input type="checkbox"/>	<input type="checkbox"/> <input type="checkbox"/>
4  	5  	6  
<input type="checkbox"/> <input type="checkbox"/>	<input type="checkbox"/> <input type="checkbox"/>	<input type="checkbox"/> <input type="checkbox"/>

2 Look, read, and match. 

1. 	I'm wearing <input type="text" value="e"/> <input type="text" value="f"/>	a. a blue shirt
2. 	She's wearing <input type="text"/> <input type="text"/>	b. a red shirt
3. 	He's wearing <input type="text"/> <input type="text"/>	c. a black skirt
		d. green pants
		e. a yellow shirt
		f. blue jeans

3 Circle the correct words. 

1 	2 	3 	4 
1. eat cake / <u>dance</u>		3. play music / take photos	
2. dance / play music		4. eat cake / take photos	

#### 4 Look and write.


~~brushing my hair~~   making cakes   taking photos   washing the car

1. I am brushing my hair.
2. My dad \_\_\_\_\_.
3. My mom \_\_\_\_\_.
4. My sister \_\_\_\_\_.



#### 5 Look and say. What can Emma do? What can Jack do?

Emma



Jack



**My work in Units 7–9 & is ...**



**OK**



**Good**



**Excellent**

# Fluency Time! ③

## Lesson One Everyday English

### 1 Listen. Read and say. 🔊 116



Kate: Hi, Ellie. I'm wearing new shoes.

Ellie: I'm wearing new shoes, too.



Ellie: I'm walking to school.

Kate: I'm walking to school, too.

### 2 Listen and number. 🔊 117 🖍️



### 3 Ask and answer. 💬



Hi.

Hello!

What are you wearing today?

I'm wearing a red T-shirt.



1 Listen and point. Repeat.  118



see



hear



smell



taste



touch

2 Listen and read.  119

The five senses



1 You can see with your eyes.



2 You can hear with your ears.



3 You can smell with your nose.



4 You can taste with your tongue.



5 You can touch with your hands.



3 **Think!** What things can you see, hear, smell, taste, or touch? Draw a picture of these things. 

# 10

# May I take a photo?

## Lesson One Words

1 Listen and point. Repeat.  120

2 Listen and chant.  121



listen to an audio guide



take a photo




draw a picture



visit the gift shop

3 Listen and read.  122 



1 Listen to the story again. 🔊122

2 Listen and say. 🔊123

## Let's learn!



**May I** visit the gift shop?  
Yes, **you may**.



**May I** take a photo?  
No, **you may not**.

3 Listen and say *a* or *b*. 🔊124

1. **a**



**b**



2. **a**



**b**



4 Look and say. 🗨️

May I listen to an audio guide?

Yes, you may.

1



2



3



## Let's talk! 🗨️

May I have the pen, please?



## Lesson Three Song

1 Listen and point. Repeat.  125



old



new



great

2 Listen and sing.  126

3 Sing and do.

**This is a great museum!**

*This is a great museum!*

*Lots to do and see!*

*What a great museum!*

*Fun for you and me!*

*This is a great museum*

*Old paintings everywhere!*

*This is a great museum!*

*New paintings over there!*

*This is a great museum!*

*An audio guide for you!*

*What a great museum!*

*Lots to see and do!*



## 1 Listen and point. Repeat. 127



## 2 Listen and chant. 128



Here's a goat.  
It's on a boat.  
A funny goat on a boat.  
Here's a boy.  
He has a toy.  
A happy boy with his toy.



## 3 Read the chant again. Say the words with *oa* and *oy*.

## 4 Look at the pictures. Write and say the words.



boat



Let's talk! 

I'm a boy.  
I have a toy.



## Reading

1 Look at the picture. Where is it?

2 Listen and read.  129

## The Viet Nam National Museum of History

The museum is in Ha Noi.

At the museum, you learn about the history of Viet Nam. I like the paintings. The gift shop is great, too!

Open: 8 a.m.–12 p.m., 1:30 p.m.–5 p.m.



by Giang

The museum is great!



This is an old elephant. It's great!

3 Read again and write *a* or *b*. 

- |                                    |           |                     |          |
|------------------------------------|-----------|---------------------|----------|
| 1. Where is the museum?            | a. Ha Noi | b. Ho Chi Minh City | <u>a</u> |
| 2. The gift shop is in the museum. | a. Yes    | b. No               | ___      |
| 3. The museum is open at 9 a.m.    | a. Yes    | b. No               | ___      |
| 4. The elephant is ...             | a. new    | b. old              | ___      |
| 5. The museum is great.            | a. Yes    | b. No               | ___      |

4 What's your favorite museum?  

### Listening

1 Listen and say the number.  130 



### Speaking

2 Look at the picture again. Ask and answer. 

May I draw a picture?

Yes, you may.

### Writing

3 Write about a museum you like. 

My favorite museum is \_\_\_\_\_. The museum  
is in \_\_\_\_\_. I like the \_\_\_\_\_.  
The \_\_\_\_\_ is great! The museum is  
open \_\_\_\_\_.


# 11

## There is a doll on the rug.

### Lesson One Words

1 Listen and point. Repeat.  131

2 Listen and chant.  132



rug



cabinet



shelf



pillow



blanket

3 Listen and read.  133 



1 Listen to the story again. 133

2 Listen and say. 134

Let's learn!



**There's** a doll  
on the rug.



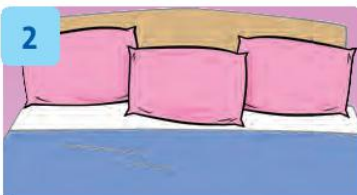
**There are** some toys  
in the cabinet.



**There are** a lot of books  
under the bed.

3 Look and say.

There's a doll on the cabinet.



Let's talk!

There are  
some pillows  
on the bed.

4 Look again and write.

There's      There are

1. There's a doll on the cabinet.
2. \_\_\_\_\_ some pillows on the bed.
3. \_\_\_\_\_ a lot of books on the shelf.
4. \_\_\_\_\_ a lot of balls on the rug.
5. \_\_\_\_\_ a blanket on the bed.



## Lesson Three Song

1 Listen and point. Repeat.  135

11

eleven

12

twelve

13

thirteen

14

fourteen

15

fifteen

16

sixteen

17

seventeen

18

eighteen

19

nineteen

20

twenty

2 Listen and sing.  136

3 Sing and do.

### There are ten in the bed

There are ten in the bed,  
And the little one says,  
"Two more, two more."  
Two more get in.  
Eleven, twelve!

There are twelve in the bed,  
And the little one says,  
"Two more, two more."  
Two more get in.  
Thirteen, fourteen!

There are fourteen in the bed, ...  
Fifteen, sixteen!

There are sixteen in the bed, ...  
Seventeen, eighteen!

There are eighteen in the bed, ...  
Nineteen, twenty!

Help!




## 1 Listen and point. Repeat. 137

ear



are




## 2 Listen and chant. 138

Don't be scared of Mr. Square.  
He has four ears and lots of hair.  
He is really very rare.  
We can hear you, Mr. Square!





## 3 Read the chant again. Say the words with *ear* and *are*.

## 4 Look at the pictures. Write and say the words.



ears



Let's talk! 

I hear with  
my ears.




## Reading

1 What's in the living room? Point and say. 

2 Listen and read.  139

This is my living room. There are four chairs and a table. There is a TV on the cabinet.

There are twenty books on the shelf. My books are about Viet Nam and soccer!




3 Read again. Write *T* (true) or *F* (false). 

- |                                      |  |
|--------------------------------------|--|
| 1. There are twelve chairs. <u>F</u> | 4. There are flowers on the cabinet. <u>    </u> |
| 2. There are two tables. <u>    </u> | 5. Vinh has ten books. <u>    </u>               |
| 3. There is a TV. <u>    </u>        | 6. The books are about bugs. <u>    </u>         |

4 What's in your living room? 

### Listening

1 Listen and write *a* or *b*.  140  1a



### Speaking

2 Look at the pictures again. Ask and answer. 

~~bag~~ books toys bicycle rug chairs shoes

Where is the bag?

It's under the table.

3 Talk about the pictures. 

In picture a, there are six chairs.

### Writing

4 Read the questions and answers. Write ? or . 

- |                                |                             |
|--------------------------------|-----------------------------|
| a. How many tables are there ? | e. There is one table .     |
| b. How many chairs are there   | f. There are four chairs    |
| c. How many cabinets are there | g. There are three cabinets |
| d. How many books are there    | h. There are fifteen books  |

5 Look at the questions in 4 again and write about your living room. 

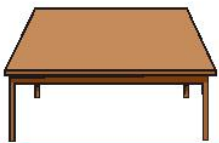
# 12

## Those are our computers.

### Lesson One Words

1 Listen and point. Repeat.  141

2 Listen and chant.  142



table



computer





chair



board

3 Listen and read.  143 



1 Listen to the story again. 🎧 143

2 Listen and say. 🎧 144

Let's learn!



These are tables.



Those are pencil cases.

3 Look at your classroom. Point and say. 🗨️


chairs pencil cases boards tables



Those are chairs.

These are ...

4 Write. 📝



Those are bags.



\_\_\_\_\_ are pencils.



\_\_\_\_\_ are pens.



\_\_\_\_\_ are computers.

Let's talk! 🗨️

These are pencils.



## Lesson Three Song

### 1 Listen and point. Repeat. 145



poster



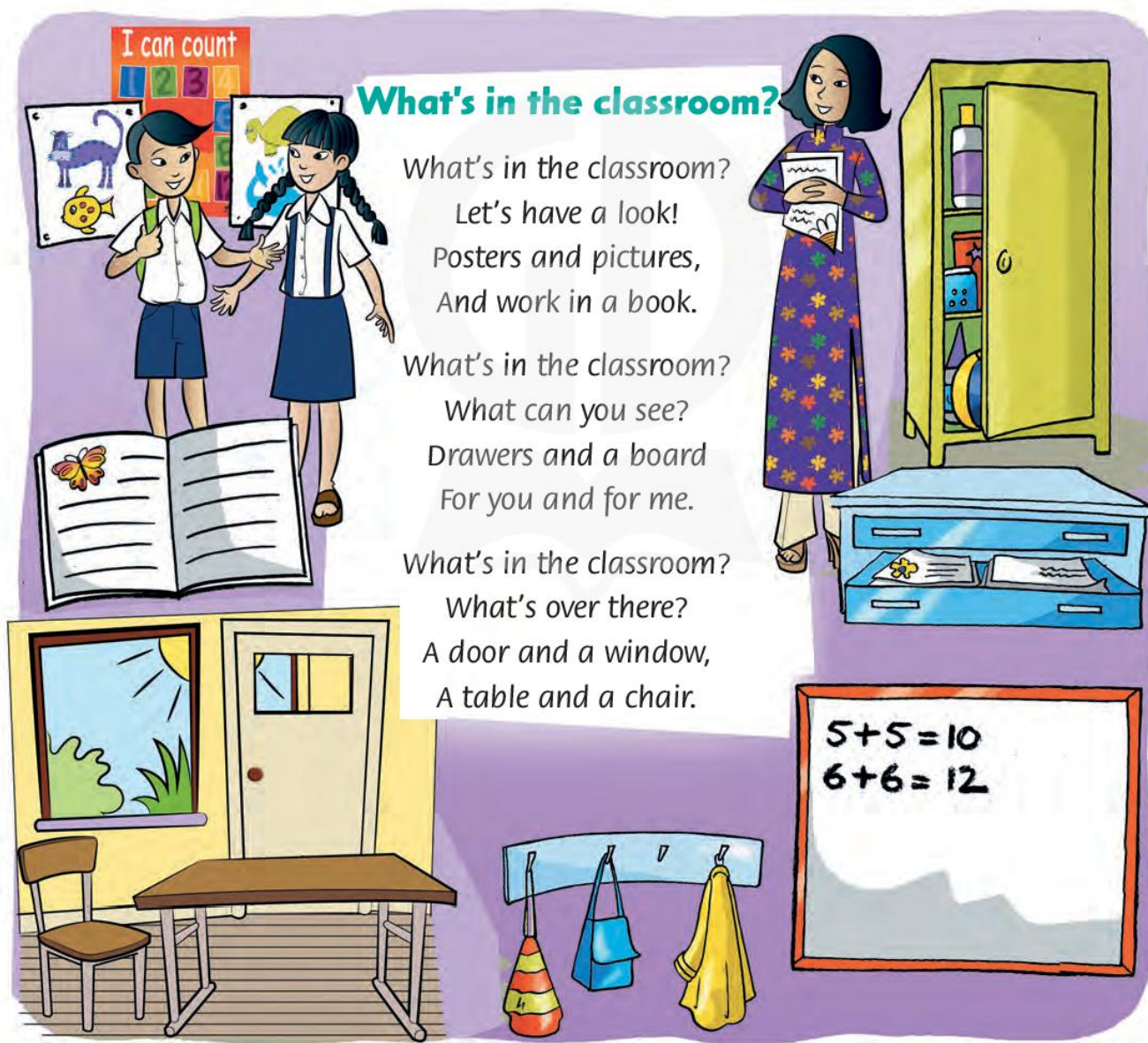
picture



drawers

### 2 Listen and sing. 146

### 3 Sing and do.



## 1 Listen and point. Repeat. 147



## 2 Listen and chant. 148

I'm sure there's a mouse in my house.  
A poor mouse in my house.  
He's on a tour, I'm sure.  
A tour around my house.



## 3 Read the chant again. Say the words with *oor*, *our*, and *ou*.

## 4 Look at the pictures. Write and say the words.



poor



Let's talk! 

This is a house.




## Reading

1 Point to things you can see in a school. Say the words. 


2 Listen and read.  149

I'm Phong. I go to Doan Thi Diem Primary School.

1




2




Our classroom is upstairs.

3




There are 12 girls and 14 boys in class 3C. Our teacher is Miss Loan.

4



There are pictures on the wall.

5



I love my school!

3 Read again. Write the correct answer. 


Miss Loan    ~~3C~~    Yes, he is.    upstairs    14    pictures

- |  |  |
|--|--|
| 1. What class is Phong in?<br><u>3C</u>        | 4. What is the name of his teacher?<br>_____   |
| 2. How many boys are there in his class? _____ | 5. What is on the wall of the classroom? _____ |
| 3. Where is his classroom?<br>_____            | 6. Is Phong happy at school?<br>_____          |

4 Do you like your school? What's in your classroom?  

### Listening

#### 1 Listen and number. 150



### Speaking

#### 2 Point, ask, and answer. boys girls teachers windows doors

How many girls are there?

There are two girls.

#### 3 Talk about your class.

There are five windows.

### Writing

#### 4 Look and write.

School: .....

Class: .....

Name: .....

Classmates: ..... boys, ..... girls

Teacher: .....

# Review 4

## 1 Write and match. There is one extra picture.

- |            |            |             |       |
|------------|------------|-------------|-------|
| 1. urg     | <u>rug</u> | 4. rtmopuce | _____ |
| 2. tgear   | _____      | 5. ktlaneb  | _____ |
| 3. eicabnt | _____      |             |       |



## 2 Listen and write. 151

cabinet   drawers   blanket   shelf   ~~rug~~   bed

- The dog is on the rug.
- There's a computer under the \_\_\_\_\_.
- There are two blankets on the \_\_\_\_\_.
- There are three books under the \_\_\_\_\_.
- The audio guide is on the \_\_\_\_\_.
- The pillow is under the \_\_\_\_\_.

### 3 Look, match, and write.

these    those



\_\_\_\_\_ are  
computers.

Those are  
chairs.

\_\_\_\_\_ are  
pencils.

\_\_\_\_\_ are  
bags.

### 4 Look, read, and circle *T* (true) or *F* (false).



1. There's a blanket on the bed.

T / F

2. There are a lot of books on the shelf.

T / F

3. There's a rug on the floor.

T / F

4. There are some shoes in the cabinet.

T / F

5. There is a doll on the bed.

T / F

6. There are some pillows on the floor.

T / F

### 5 Look around. Say what is in your classroom.

There's ...

There are ...

**My work in Units 10–12 is ...**



**OK**



**Good**



**Excellent**

# Fluency Time! 4

## Lesson One Everyday English

### 1 Listen. Read and say. 152




James: Dad, may I go on the swing, please?  
Dad: Yes, OK ... Be careful of the ball, James!  
James: I'm fine, Dad.

James: Dad, Look over here! I'm on the swing!  
Dad: That's good! Come down now.  
James: OK.

### 2 Listen and number. 153



### 3 Look at the park objects. Ask and answer.



May I go on the seesaw, please?

Yes, OK. Be careful!


Look, I'm on the slide!

That's good.

1 Listen and point. Repeat.  154



a whole



a half



a third



a quarter



three quarters

2 Listen and read.  155

# DIVIDING SHAPES

There are two halves in one whole shape.



There are three thirds in a whole.



Look at the four equal shapes. Each shape is one quarter. Can you see three quarters?



There are four quarters in a whole cake!



3 **Think!** What are things that you can divide into halves, thirds, and quarters? Make a poster. 

## Picture dictionary

### Unit 1



doll



ball



teddy bear



car



kite



bike



train



apple

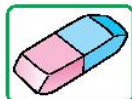


bat

### Unit 2



pen



eraser



pencil



pencil case



book



bag




door



window



cat



cookie



desk



dog

### Unit 3



mom



dad



sister



brother



aunt



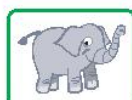
uncle



cousin



egg



elephant



fan



fig

Unit 4



giraffe



monkey



big



tall



little



bird



fish



goat



gift



hat



hamster

Unit 5



rice



meat



carrots



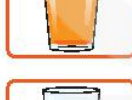
yogurt



bread



milk



juice



water



ink



ill



jacket



jelly

Unit 6



long



short



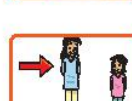
black



curly



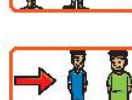
straight



tall



short



thin














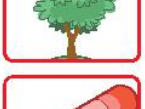


lion

# Picture dictionary











## Unit 7

-  skirt
-  scarf
-  jeans
-  boots
-  shirt
-  T-shirt
-  dress
-  shoes
-  chair
-  three

## Unit 8

-  play
-  dance
-  sing
-  eat
-  talk
-  watch
-  wash the car
-  brush my hair
-  take photos
-  drum
-  truck
-  tree
-  crayon
-  crab

## Unit 9

-  play soccer
-  ride a bike
-  run
-  catch
-  fly
-  jump
-  read
-  write
-  rain
-  sky

## Unit 10



listen to an audio guide



take a photo



draw a picture



visit the gift shop



old



new



great



boat



toy



boy

## Unit 11



rug



cabinet



shelf



pillow



blanket

11

eleven

12

twelve

13

thirteen

14

fourteen

15

fifteen

16

sixteen

17

seventeen

18

eighteen

19

nineteen

20

twenty



ear



near



hear



scared



share



square

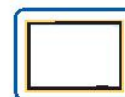
## Unit 12



table



computer



board



poster



picture



drawers



poor



tour



mouse



house

# Word list

## A

a half	/ə 'ha:f/	một nửa	97
apple	/'æpl/	quả táo	13
a quarter	/ə 'kwɔ:tətə/	một phần tư	97
a third	/ə 'θɜ:rd/	một phần ba	97
aunt	/ænt/	cô, dì, thím, mợ, bác gái	24
a whole	/ə 'houl/	toàn bộ, tất cả	97

## B

bag	/bæg/	cái túi	18
ball	/bɔ:l/	quả bóng	10
banana	/bə'nænə/	quả chuối	42
band	/bænd/	ban nhạc	56
bat	/bæt/	gậy đánh bóng	13
bed	/bed/	cái giường	82
big	/bɪg/	to, lớn	32
bike	/baɪk/	xe đạp	12
bird	/bɜ:rd/	con chim	34
black	/blæk/	màu đen	8
blanket	/'blæŋkɪt/	cái chăn	82
blue	/blu:/	màu xanh dương	8
board	/bɔ:rd/	cái bảng	88
boat	/bəʊt/	thuyền	79
book	/buk/	quyển sách	16
boots	/bu:t/	đôi boot / ủng	54
boy	/bɔɪ/	cậu bé, bé trai	79
bread	/bred/	bánh mì	38
brother	/'brʌðə/	anh / em trai	22
brown	/braʊn/	màu nâu	8
brush hair	/brʌʃ 'heɪ/	chải tóc	62

## C

cabinet	/'kæbɪnət/	cái tủ	82
car	/kɑ:ɪ/	xe ô tô	10
carrot	/'kærət/	củ cà rốt	38
cat	/kæt/	con mèo	19
catch	/ketʃ/	bắt, chụp	66
chair	/tʃeə/	cái ghế	88
Close your books.	/'klaʊz jə buks/	Hãy gấp sách lại.	9
computer	/kəm'pjʊ:tə/	máy tính	88
cookie	/'kuki/	bánh quy	19
cousin	/'kʌzn/	anh / chị / em họ	24
crab	/kræb/	con cua	63
crayon	/'kreɪən/	bút sáp màu	63
curly	/'kɜ:rlɪ/	xoăn, quăn	44

## D

dad	/dæd/	bố, ba	22
dance	/dæns/	kiêu vũ, nhảy	60
dark blue	/'da:rk blu:/	màu xanh dương đậm	31
desk	/desk/	bàn học	19
division	/dɪ'vɪʒn/	phép chia	97
dog	/dɔ:g/	con chó	19
doll	/dɔ:l/	búp bê	10
Don't talk.	/dəʊnt 'tɔ:k/	Đừng nói chuyện.	9
door	/dɔ:ɪ/	cửa ra vào	18
draw a picture	/drɔ: ə 'pɪktʃə/	vẽ một bức tranh	76

drawer	/drɔ:ɪ/	ngăn kéo tủ	90
dress	/dres/	váy	56
drum	/drʌm/	cái trống	63

## E

ear	/ɪə(r)/	tai	85
eat	/i:t/	ăn	60
egg	/eg/	quả trứng	25
eighteen	/,eɪ'ti:n/	số 18	84
elephant	/'elɪfənt/	con voi	25
eleven	/'levn/	số 11	84
eraser	/'reɪsə/	cục tẩy	16
eyes	/aɪz/	đôi mắt	44

## F

fan	/fæn/	cái quạt	25
feather	/'feðə/	lông vũ	53
fifteen	/,fɪf'ti:n/	số 15	84
fig	/fɪg/	quả sung	25
fish	/fɪʃ/	con cá	34
fly	/flaɪ/	bay	66
fourteen	/,fɔ:ɪ'ti:n/	số 14	84
fries	/fraɪz/	khoai tây chiên	42

## G

gift	/ɡɪft/	quà tặng	35
giraffe	/dʒə'reɪf/	con hươu cao cổ	32
goat	/ɡəʊt/	con dê	35
grape	/ɡreɪp/	quả nho	42
great	/ɡreɪt/	tuyệt vời	78
green	/ɡri:n/	màu xanh lá	8

## H

hamster	/'hæmstə/	con chuột ham	35
hat	/hæt/	cái mũ	35
hear	/hɪə(r)/	nghe	75
house	/haʊs/	ngôi nhà	91

## I

ice cream	/'aɪs kri:m/	kem	42
ill	/ɪl/	ốm	41
in	/ɪn/	trong, ở, tại	23
ink	/ɪŋk/	mực	41
insect	/'ɪnsekt/	côn trùng	53

## J

jacket	/'dʒækɪt/	áo khoác	41
jeans	/dʒi:nz/	quần bò	54
jelly	/'dʒeli/	mứt, thạch	41
juice	/dʒu:s/	nước trái cây	40
jump	/dʒʌmp/	nhảy	68

## K

kite	/kaɪt/	con diều	12
------	--------	----------	----

## L

light blue	/'laɪt blu:/	màu xanh dương nhạt	31
lion	/'laɪən/	con sư tử	33

listen to an audio	/ˈlɪsn tu ən	nghe thuyết minh	76
guide	ˈɡaɪd	trên máy	
little	ˈlɪtl/	nhỏ, bé	32
long	/lɔːŋ/	dài	44

## M

meat	/mi:t/	thịt	38
milk	/mɪlk/	sữa	40
mom	/mɑːm/	mẹ, má	22
monkey	ˈmʌŋki/	con khỉ	32
mouse	/maʊs/	con chuột	91

## N

near	/niə(r)/	gần	85
new	/nuː/	mới	78
nineteen	/ˌnaɪnˈtiːn/	số 19	84

## O

old	/əʊld/	cũ	78
on	/ɒn/	trên, vào	23
Open your books.	ˈəʊpən jə ˈbʊks/	Hãy mở sách ra.	9
orange (n)	ˈɔːrɪndʒ/	quả cam	35
orange (adj)	ˈɔːrɪndʒ/	màu cam	8

## P

paint	/peɪnt/	sơn, vẽ	31
pen	/pen/	bút	16
pencil	ˈpensl/	bút chì	16
pencil case	ˈpensl keɪs/	hộp bút	16
picture	ˈpɪktʃər/	tranh, ảnh	90
pillow	ˈpɪləʊ/	cái gối	82
pink	/pɪŋk/	màu hồng	8
play	/pleɪ/	chơi	60
play soccer	ˈpleɪ ˈsɔːkər/	chơi bóng	66
please	/pliːz/	vui lòng	9
poor	/puə(r)/	đáng thương, tội nghiệp	91
poster	ˈpəʊstər/	áp phích, tranh quảng cáo	90

## R

rain	/reɪn/	cơn mưa	69
read	/riːd/	đọc	68
red	/red/	màu đỏ	8
rice	/raɪs/	cơm	38
ride a bike	/raɪd ə ˈbaɪk/	chạy xe đạp	66
rug	/rʌg/	tấm thảm	82
run	/rʌn/	chạy	66

## S

salad	ˈsæləd/	rau trộn	42
scared	/skeəd/	sợ hãi	85
scarf	/skɑːrf/	khăn quàng	54
see	/si/	nhìn	75
seventeen	ˌsevnˈtiːn/	số 17	84
share	/ʃeə(r)/	chia sẻ	85
sheep	/ʃiːp/	con cừu	57
shelf	/ʃelf/	cái kệ	82
shirt	/ʃɜːrt/	áo sơ mi	54

shoes	/fuːz/	đôi giày	57
short	/ʃɔːrt/	ngắn	44
sing	/sɪŋ/	hát	60
sister	ˈsɪstər/	chị / em gái	22
Sit down.	ˈsɪt ˈdaʊn/	Hãy ngồi xuống.	9
sixteen	ˌsɪksˈtiːn/	số 16	84
skirt	/skɜːrt/	chân váy	54
sky	/skaɪ/	bầu trời	69
smell	/smel/	ngửi	75
square	/skweə(r)/	hình vuông	85
Stand up.	ˈstænd ˈʌp/	Hãy đứng lên.	9
straight	/streɪt/	thẳng	44
sunny	ˈsʌni/	có nắng	9

## T

table	ˈteɪbl/	cái bàn	88
take photos	ˈteɪk ˈfəʊtəʊz/	chụp ảnh	62
talk	/tɔːk/	nói chuyện	60
tall	/tɔːl/	cao	32
taste	/teɪst/	nếm	75
teacher	ˈtiːtʃər/	thầy / cô giáo	57
teddy bear	ˈtedi ber/	gấu bông	10
thin	/θɪn/	gầy	46
thirteen	ˌθɜːrˈtiːn/	số 13	84
three	/θriː/	số 3	57
three quarters	ˌθriː ˈkwɔːrtəz/	ba phần tư	97
tomato	ˈtəʊmeɪtəʊ/	quả cà chua	42
touch	/tʌtʃ/	chạm	75
tour	/tuə(r)/	chuyến du lịch, chuyến tham quan	75
toy	/tɔɪ/	đồ chơi	79
train	/treɪn/	tàu hoả	12
tree	/triː/	cây	63
truck	/trʌk/	xe tải	63
T-shirt	ˈtiː ʃɜːrt/	áo phông, áo thun	56
twelve	/twelv/	ngắn tay	84
twenty	ˈtwenti/	số 12	84
		số 20	84

## U

uncle	ˈʌŋkl/	chú, cậu, bác trai	24
under	ˈʌndə(r)/	dưới	23

## V

visit the gift shop	ˈvɪzɪt ðə ɡɪft ʃɔːp/	đi đến cửa hàng quà tặng	76
---------------------	----------------------	--------------------------	----

## W

wash the car	ˈwɔːʃ ðə ˈkɑːr/	rửa xe ô tô	62
watch a video	ˈwɔːtʃ ə ˈvɪdi,əʊ/	xem vi-đê-ô	60
water	ˈwɔːtər/	nước	40
white	/waɪt/	màu trắng	31
window	ˈwɪndəʊ/	cửa sổ	18
wing	/wɪŋ/	cánh	53
write	/raɪt/	viết	68

## Y

yellow	ˈjeləʊ/	màu vàng	8
yogurt	ˈjəʊɡɜːrt/	sữa chua	38

This edition of Family and Friends is published by arrangement with Oxford University Press, Great Clarendon Street, Oxford for sale in Vietnam only and not for export therefrom.

© Oxford University Press 2022

The moral rights of the author have been asserted

### No unauthorized photocopying

All rights reserved. No part of this publication may be reproduced, stored in a retrieval system, or transmitted, in any form or by any means, without the prior permission in writing of the copyright holder, or as expressly permitted by law, by licence or under terms agreed with the appropriate reprographics rights organization.

You must not circulate this work in any other form and you must impose this same condition on any acquirer

ISBN: 978-604-0-31047-7

Printed in Viet Nam by Tran Phu Printing Company

This book is printed on paper from certified and well-managed sources

### ACKNOWLEDGEMENTS

*Family and Friends* author: Naomi Simmons

*Chief Editor*: Trần Cao Bội Ngọc

*Additional series content authored by*: Trương Văn Ảnh

*Cover illustration by*: Christos Skaltsas/Advocate-Art

*Illustrations by*: Advocate-Art pp.54 (hair amends), 55 (hair amends), 56 (monkey, big and little in the style of Bethan Mathews), 64 (Ex3 baguette amend); Kathy Baxendale pp.14, 15 (toy and pens); Barbara Bongini/The Organisation p.7 (Ex3 jacket, belt, vase, apple); Simon Clare Illustration pp.13, 19, 25, 33, 39, 45, 53, 59, 65, 73, 79, 85, 90 (Unit 1 apple, bat, cat, dog, tub, bird, Unit 2 egg, fig, goat, hat, leaf, dog, Unit 3 ink, jelly, kite, lion, yak, ill, mom), 91 (Unit 4 nurse, orange, pen, queen, lion, lollipop, Unit 5 rabbit, sofa, tiger, umbrella, car, octopus, hat, Unit 6 van, window, box, yo-yo, zebra, fox, buzz), 92 (Unit 7 shoes, sheep, fish, Unit 8 chair, teacher, chick Unit 9 three, bath, teeth), 93 (Unit 10 cat, fan, man, Unit 11 bed, pen, red, Unit 12 pig, fig, pin); Collaborate Studio/Advocate-Art pp.66 (milk amend), 74; Denis Cristo/Sylvie Poggio Artists pp.18 (Ex3), 24 (Ex3 amends), 38 (boy getting up, boy going home and amends), 44 (Ex3), 72 (Ex3), 84 (Ex3 amends); Amanda Enright/Advocate-Art pp.26, 27, 40, 41 (Ex1); Tomek Giovanis and Christos Skaltsas pp.2, 4, 10 (Ex3), 11 (Ex4), 22, 23, 24 (Ex1 Rosy and cousin), 30 (Ex3), 31 (Ex2), 36 (Ex3), 37 (Ex3), 50 (Ex3), 51 (Ex2), 56 (Ex3), 62 (Ex3), 76 (Ex3), 77 (Ex2), 82 (Ex3), 90 (Unit 3 mom, dad, sister, brother, cousin); Andy Hamilton pp.6, 7 (Ex1, Ex3 bucket), 8, 9 (Ex1), 10 (Ex2), 11 (Ex3), 12 (Ex1), 16 (Ex2 pen, eraser, coloured pencil), 17 (Ex3, Ex4), 18 (Ex1), 31 (Ex3), 32 (Ex1), 36 (Ex2), 42 (Ex2), 43 (Ex3, Ex4), 50 (Ex2 groom), 51 (Ex3), 52 (Ex1), 56 (Ex2 elephant, giraffe), 57 (Ex3, Ex4), 58 (Ex1), 62 (Ex2), 63 (Ex3, Ex4), 64 (Ex1), 70 (Ex2), 71 (Ex3, Ex4), 76 (Ex2), 77 (Ex3), 78 (Ex1), 82 (Ex2), 83 (Ex3, Ex4), 84 (Ex1), 90 (Unit 1 doll, ball, teddy bear, car, kite, bike, train, Unit 2 pen, eraser, coloured pencil, bag, door, window), 91 (Unit 4 square, circle, triangle, Unit 5 skirt, scarf, jeans, boots, shirt, Unit 6 play soccer, ride a bike, run, catch, fly), 92 (Unit 7 groom, wash the car, brush my hair, take photos, Unit 8 elephant, giraffe, monkey, tiger, snake, parrot, Unit 9 rice, meat, carrots, yogurt, bread, milk, juice, water), 93 (Unit 10 visit gift shop, eat in a cafe, looking at a painting, listen to an audio guide, Unit 11 rug, cabinet, shelf, pillow, blanket, numbers 11 to 20, Unit 12 table, computer, coat hook, pencil case, board, poster, picture, drawers); Bethan Mathews/Sylvie Poggio pp.14 (Ex3), 15 (faces), 56 (Ex2 tall), 81 (Ex1 A), 92 (Unit 8 big, tall, little); Dusan Pavlic/Beehive Illustration pp.34, 35, 47, 48, 60, 61, 75, 81 (Ex1 B), 86, 87, 88; Eunhyoung Ryu pp.5 (Ex2), 16 (Ex2 book), 20, 21 (Ex2), 30 (Ex2), 41 (Ex2), 50 (Ex2 except groom), 54, 55, 66, 67, 80, 90 (Unit 2 book), 91 (Unit 4 long, short, black, curly, straight), 92 (Unit 7 wedding, guests, bride, band); Christos Skaltsas/Advocate-Art pp.9 (Ex3), 11 (Ex2), 16 (Ex3), 17 (Ex2), 24 (Ex1 aunt and uncle), 37 (Ex2), 38 (Ex1), 42 (Ex3), 43 (Ex2), 44 (Ex1), 57 (Ex2), 63 (Ex2), 70 (Ex3), 71 (Ex2), 72 (Ex1), 83 (Ex2), 90 (Unit 3 aunt, uncle), 91 (Unit 5 breakfast, lunch, dinner, Unit 6 dance, read, talk), 93 (Unit 10 old, new, great); Jo Taylor and Tony Forbes/Sylvie Poggio pp.5 (Ex3), 12 (Ex3), 24 (Ex3), 32 (Ex3), 38 (breakfast, opening door, boy, boy and girl, bed and lamp), 52 (Ex3), 58 (Ex3), 64 (Ex3), 78 (Ex3), 84 (Ex3); Hannah Wood/Advocate-Art working in Sarah Hoyle's style pp.7 (Ex2), 46.

*Commissioned photography by*: Graham Alder at MM Studios pp.28 (Ex3), 48 (Ex3), 68 (Ex3), 88 (Ex3); Chris King p.21 (Ex1 grey rucksack, apple eraser, open book, blue pen, grey and white eraser, pink rucksack, Ex2 blue pen, grey and white eraser, open book); Dennis Kitchen Studio, Inc p.66 (apple juice); Mark Mason pp.66 (milk), 67 (yogurt); NOI Pictures pp.11, 13, 17, 19, 23, 25, 31, 33, 37, 39, 43, 45, 51, 53, 57, 59, 63, 65, 71, 73, 77 (girl), 79, 80, 83, 85.

*The Publishers would like to thank the following for their kind permission to reproduce photographs and other copyright material*: Alamy Stock Photo pp.69 (David Cole/Ex3 bee, George H.H. Huey/feather), 89 (Keith Leighton/bread and knife); Bridgeman Images p.49 (Self Portrait, 1630 (oil on copper), Rembrandt Harmensz, van Rijn (1606–69)/Nationalmuseum, Stockholm, Sweden/Bridgeman Images); Getty Images pp.49 (Mint Images-Norah Levin/skin), 89 (Tim Macpherson/hand, cake, cup and saucer, napkins); Oxford University Press pp.49 (Dragon Images/face, Stockbyte/hand mirror), 67 (Photodisc/ice cream), 77 (Africa Studio/pillows); Shutterstock pp.21 (Nik Merkulov/pencils 2b, Sergey Skleznev/pencils 1b, Sergey Skleznev/Ex3 pencils), 29 (wood texture, balein/Ex1 pots for light blue, dark blue, black, white, gfdunt/Ex1 paint, Richard Peterson/Ex2 paint brushes, photka/Ex2 paint splashes), 49 (Diego Cervo/artist, gillmar/gold frame, Vira Mylan-Monastyrskaya/Ex2 paint texture background, Maryna Pleshkun/hand and pen), 67 (Jacek Chabraszewski/steak, roundex/baguette), 69 (Bildagentur Zoonar GmbH/wing, anat chant/insect, handsomepictures/mane, PHOTOCREO/Michal Bednarek/Ex3 lion, phugunfire/fur, Victor Tyakht/Ex3 bird), 89 (Ilya Akinsin/round white plate, Alexysun/rectangular plate, Bozena Fulawka/orange slice, Pattanawit Chan/wooden background, farres/square plate and cutlery, Gray wall studio/gingham cloth background, images.etc/pizza, Altin Osmanaj/ice cream).

DVD stills courtesy of Oxford University Press Video Department pp.28 (Ex1, Ex2), 48 (Ex1, Ex2), 68 (Ex1, Ex2), 88 (Ex1, Ex2).

**All the written activities in this book should be completed using pencil, or in your own notebook.**



HUÂN CHƯƠNG HỒ CHÍ MINH

**Nurture a love for  
learning English**

**TIẾNG ANH**  
**Family  
and  
Friends**

**National Edition**  
**Student Book**

Family and Friends National Edition	MOET English Competency Framework / CEFR	Cambridge English Qualifications	Pearson Test of English Young Learners	TOEFL® Primary™	
				Step 1	Step 2
1	A0	Pre A1 Starters			
2	A0	Pre A1 Starters			
3	A0	Pre A1 Starters	Firstwords	2 stars	
4	A0 – A1	A1 Movers		3 stars	
5	A1 – A2	A1 Movers	Springboard	4 stars	2 badges

Family and Friends Printable Resources have been designed to supplement the course and prepare students to achieve these assessment benchmarks.



Student Book



Workbook



Teacher's Guide



Classroom Presentation  
Tool



Printable Resources



Online Play




Flashcards



Posters



Graded Readers



Picture Dictionary

<http://phuongnam.edu.vn>

#### Các đơn vị đầu mối phát hành

- **Miền Bắc:** CTCP Đầu tư và Phát triển Giáo dục Hà Nội
  - **Miền Trung:** CTCP Đầu tư và Phát triển Giáo dục Đà Nẵng
  - **Miền Nam:** CTCP Đầu tư và Phát triển Giáo dục Phương Nam
- Sách điện tử:** <http://hanhtrangso.nxbgd.vn>

Kích hoạt tem để mở học liệu điện tử:  
Cào lớp nhũ trên tem để nhận mã số.  
Truy cập <http://phuongnam.edu.vn>  
và nhập mã số.



WITH CONTENT FROM  
**OXFORD**  
UNIVERSITY PRESS



Access  
Online Play

ISBN 978-604-0-31047-7



9 786040 310477