

HOÀNG VĂN VÂN (Tổng Chủ biên) – NGUYỄN QUỐC TUẤN (Chủ biên)  
PHAN HÀ – ĐỖ THỊ NGỌC HIỀN – ĐÀO NGỌC LỘC  
TRẦN HƯƠNG QUỲNH – NGUYỄN MINH TUẤN



# Tiếng Anh 4

SÁCH HỌC SINH

TẬP MỘT



NHÀ XUẤT BẢN GIÁO DỤC VIỆT NAM



**SÁCH GIÁO KHOA ĐƯỢC THẨM ĐỊNH BỞI HỘI ĐỒNG QUỐC GIA  
THẨM ĐỊNH SÁCH GIÁO KHOA LỚP 4**

(theo Quyết định số 1908/QĐ-BGDĐT ngày 11 tháng 7 năm 2022  
của Bộ trưởng Bộ Giáo dục và Đào tạo)



## HƯỚNG DẪN KÍCH HOẠT HỌC LIỆU SỐ

**1**

Truy cập: [hoclieu.vn/nhapma](https://hoclieu.vn/nhapma)  
hoặc quét mã QR để tải ứng dụng



**2**

Đăng nhập/ Đăng kí



**3**

Nhập mã kích hoạt 16 kí tự

 -  -  - 

**4**

Chọn học liệu và nhấn kích hoạt



Cào để lấy mã kích hoạt



***Hãy bảo quản, giữ gìn sách giáo khoa để dành tặng  
các em học sinh lớp sau!***



HOÀNG VĂN VÂN (Tổng Chủ biên) – NGUYỄN QUỐC TUẤN (Chủ biên)  
PHAN HÀ – ĐỖ THỊ NGỌC HIỀN – ĐÀO NGỌC LỘC  
TRẦN HƯƠNG QUỲNH – NGUYỄN MINH TUẤN



# Tiếng Anh 4

SÁCH HỌC SINH

TẬP MỘT

*(Bản in thử)*



NHÀ XUẤT BẢN GIÁO DỤC VIỆT NAM



---

*Nhà xuất bản Giáo dục Việt Nam xin trân trọng cảm ơn  
các tác giả có tác phẩm, tư liệu được sử dụng, trích dẫn  
trong cuốn sách này.*

---

**Chịu trách nhiệm xuất bản:**

Tổng Giám đốc HOÀNG LÊ BÁCH

**Chịu trách nhiệm nội dung:**

Tổng biên tập PHẠM VĨNH THÁI

Biên tập nội dung: LÊ THỊ HUỆ – VŨ THỊ LAI – LÊ NGUYỄN HOÀI NGÂN  
NGUYỄN THỊ HỒNG HÀ – LÊ KHÁNH TÙNG

Biên tập mỹ thuật: NGUYỄN BÍCH LA

Thiết kế sách: TRẦN ANH MINH

Trình bày bìa: NGUYỄN VIỆT HÀ

Minh họa: NGUYỄN THỊ THANH VÂN – LÊ MẠNH CƯỜNG

NGUYỄN THỊ NGỌC THUY – NGUYỄN HỒNG QUÂN

Sửa bản in: TRẦN THU HÀ

Chế bản: CÔNG TY CỔ PHẦN MỸ THUẬT VÀ TRUYỀN THÔNG

Sách được biên soạn, biên tập, thiết kế với sự cộng tác của Nhà xuất bản Macmillan (MPC)  
và các biên tập viên Ken Wilson, Cauvis Fung và Ivy Wang.

---

**© Vietnam Education Publishing House (VEPH) & Macmillan (MPC), 2023**

---

Tất cả các phần của nội dung cuốn sách này đều không được sao chép, lưu trữ,  
chuyển thể dưới bất kì hình thức nào khi chưa có sự cho phép bằng văn bản của  
Nhà xuất bản Giáo dục Việt Nam và Nhà xuất bản Macmillan (MPC).

**TIẾNG ANH 4 – GLOBAL SUCCESS – SÁCH HỌC SINH, TẬP MỘT**

Mã số: G3HH4A001A23

In ... bản, (QĐ ...) khổ 20 x 28 cm.

Đơn vị in: ...

Địa chỉ: ...

Số ĐKXB: 8-2023/CXBIPH/176-2097/GD.

Số QĐXB: .../QĐ - GD - HN ngày ... tháng ... năm ....

In xong và nộp lưu chiểu tháng ... năm 20...

Mã số ISBN: Tập một: 978-604-0-35120-3

Tập hai: 978-604-0-35121-0



# LỜI NÓI ĐẦU

**Tiếng Anh 4 – Global Success – Sách học sinh, tập một** được Nhà xuất bản Giáo dục Việt Nam tổ chức biên soạn theo “Chương trình Giáo dục phổ thông: Chương trình môn Tiếng Anh” (từ lớp 3 đến lớp 12) ban hành theo Thông tư 32/2018/TT-BGDĐT ngày 26 tháng 12 năm 2018 của Bộ Giáo dục và Đào tạo, với sự hợp tác chặt chẽ về chuyên môn và kỹ thuật của Nhà xuất bản Macmillan (MPC). Sách được biên soạn theo đường hướng giao tiếp, giúp học sinh bước đầu hình thành và phát triển năng lực giao tiếp bằng tiếng Anh, thông qua bốn kỹ năng nghe, nói, đọc và viết, trong đó ưu tiên phát triển hai kỹ năng nghe và nói.

**Tiếng Anh 4 – Global Success – Sách học sinh, tập một** xoay quanh hai chủ điểm giao tiếp gắn gũi với học sinh: *Me and My Friends* và *Me and My School*. Mỗi chủ điểm được chia thành năm đơn vị bài học (Unit) tương ứng với năm chủ đề của chương trình. Sau năm đơn vị bài học là một bài ôn (Review & Extension activities) tập trung vào các kỹ năng giao tiếp (nghe, nói, đọc, viết) và kiến thức ngôn ngữ cơ bản (ngữ âm, từ vựng, ngữ pháp).

**Tiếng Anh 4 – Global Success – Sách học sinh, tập một** được biên soạn dựa trên những cơ sở lý luận và thực tiễn của việc dạy và học tiếng Anh tiểu học ở Việt Nam, có tính đến tâm lý lứa tuổi và giao lưu quốc tế.

Các tác giả rất mong nhận được những ý kiến đóng góp của các nhà giáo, phụ huynh học sinh và đông đảo bạn đọc quan tâm để sách được hoàn thiện hơn.

*Các tác giả*

# Book map

ME AND MY FRIENDS			
Competences	Structures	Vocabulary	Phonics
<b>Starter</b> <span style="float: right;"><b>Page 7</b></span>			
<ul style="list-style-type: none"> <li>Greeting and self-introducing</li> <li>Talking about activities in the classroom</li> <li>Talking about outdoor activities</li> </ul>			
<b>Unit 1 My friends</b> <span style="float: right;"><b>Page 10</b></span>			
<ul style="list-style-type: none"> <li>Asking and answering questions about where you are from</li> <li>Asking and answering questions about where someone is from</li> </ul>	<ul style="list-style-type: none"> <li>Where are you from? – I'm from ...</li> <li>Where's he / she from? – He's / She's from ...</li> </ul>	America, Australia, Britain, Japan, Malaysia, Singapore, Thailand, Viet Nam	America Australia
<b>Unit 2 Time and daily routines</b> <span style="float: right;"><b>Page 16</b></span>			
<ul style="list-style-type: none"> <li>Asking and telling the time</li> <li>Asking and answering questions about daily routines</li> </ul>	<ul style="list-style-type: none"> <li>What time is it? – It's ...</li> <li>What time do you ...? – I ... at ...</li> </ul>	at, fifteen, forty-five, o'clock, thirty get up, go to bed, go to school, have breakfast	get bed
<b>Unit 3 My week</b> <span style="float: right;"><b>Page 22</b></span>			
<ul style="list-style-type: none"> <li>Asking and answering questions about the days of the week</li> <li>Asking and answering questions about what someone does on the days of the week</li> </ul>	<ul style="list-style-type: none"> <li>What day is it today? – It's ...</li> <li>What do you do on ...? – I ...</li> </ul>	Friday, Monday, Saturday, Sunday, Thursday, Tuesday, Wednesday do housework, listen to music, study at school	music Sunday
<b>Unit 4 My birthday party</b> <span style="float: right;"><b>Page 28</b></span>			
<ul style="list-style-type: none"> <li>Asking and answering questions about birthdays</li> <li>Asking and answering questions about what someone wants to eat / drink</li> </ul>	<ul style="list-style-type: none"> <li>When's your birthday? – It's in ...</li> <li>What do you want to eat / drink? – I want ...</li> </ul>	April, February, January, March, May birthday, chips, grapes, jam, juice, lemonade, party, water	jam water
<b>Unit 5 Things we can do</b> <span style="float: right;"><b>Page 34</b></span>			
<ul style="list-style-type: none"> <li>Asking and answering questions about someone's abilities</li> <li>Talking about abilities and lack of abilities</li> </ul>	<ul style="list-style-type: none"> <li>Can you ...? – Yes, I can. / No, I can't.</li> <li>Can he / she ...? – Yes, he / she can. No, he / she can't, but he / she can ...</li> </ul>	can, cook, draw, play the guitar, play the piano, ride a bike, ride a horse, roller skate, swim but	yes no
<b>Review 1 &amp; Extension activities</b> <span style="float: right;"><b>Pages 40 &amp; 42</b></span>			



ME AND MY SCHOOL			
Competences	Structures	Vocabulary	Phonics
<b>Unit 6 Our school facilities</b>		<b>Page 44</b>	
<ul style="list-style-type: none"> <li>Asking and answering questions about the location of a school</li> <li>Asking and answering questions about the quantity of school facilities</li> </ul>	<ul style="list-style-type: none"> <li>Where's your school?               <ul style="list-style-type: none"> <li>It's in the ...</li> </ul> </li> <li>How many ... are there at your school?               <ul style="list-style-type: none"> <li>There is / are ...</li> </ul> </li> </ul>	city, mountains, town, village building, computer room, garden, playground	mountains villages
<b>Unit 7 Our timetables</b>		<b>Page 50</b>	
<ul style="list-style-type: none"> <li>Asking and answering questions about school subjects</li> <li>Asking and answering questions about timetables</li> </ul>	<ul style="list-style-type: none"> <li>What subjects do you have today?               <ul style="list-style-type: none"> <li>I have ...</li> </ul> </li> <li>When do you have ...?               <ul style="list-style-type: none"> <li>I have it on ...</li> </ul> </li> </ul>	art, English, history and geography, maths, music, science, Vietnamese days of the week (review)	Vietnamese science
<b>Unit 8 My favourite subjects</b>		<b>Page 56</b>	
<ul style="list-style-type: none"> <li>Asking and answering questions about someone's favourite subjects</li> <li>Asking for and giving reasons for liking a school subject</li> </ul>	<ul style="list-style-type: none"> <li>What's your favourite subject?               <ul style="list-style-type: none"> <li>It's ...</li> </ul> </li> <li>Why do you like ...?               <ul style="list-style-type: none"> <li>Because I want to be ...</li> </ul> </li> </ul>	IT, PE English teacher, painter, maths teacher because, why	like write
<b>Unit 9 Our sports day</b>		<b>Page 62</b>	
<ul style="list-style-type: none"> <li>Asking and answering questions about sports day</li> <li>Asking and answering questions about when a sports day is</li> </ul>	<ul style="list-style-type: none"> <li>Is your sports day in ...?               <ul style="list-style-type: none"> <li>Yes, it is. / No, it isn't. It's in ...</li> </ul> </li> <li>When's your sports day?               <ul style="list-style-type: none"> <li>It's in ...</li> </ul> </li> </ul>	December, June, July, November, October, September sports day	February July
<b>Unit 10 Our summer holidays</b>		<b>Page 68</b>	
<ul style="list-style-type: none"> <li>Asking and answering questions about if someone was somewhere in the past</li> <li>Asking and answering questions about where someone was in the past</li> </ul>	<ul style="list-style-type: none"> <li>Were you ... last weekend?               <ul style="list-style-type: none"> <li>Yes, I was. / No, I wasn't.</li> </ul> </li> <li>Where were you last summer?               <ul style="list-style-type: none"> <li>I was in ...</li> </ul> </li> </ul>	beach, campsite, countryside Bangkok, London, Sydney, Tokyo last, yesterday at, on, in (+ place)	were where
<b>Review 2 &amp; Extension activities</b>		<b>Pages 74 &amp; 76</b>	
<b>Wordlist</b>		<b>Page 78</b>	

# CHARACTERS



**Ms Hoa**



**Mr Long**



**Ben**



**Bill**



**Linh**



**Lucy**



**Mai**



**Mary**



**Minh**



**Nam**



# Starter

## A. HELLO AGAIN!

### 1 Let's sing.

Hello. How are you?


Hello, hello.

How are you?

How are you?

I'm fine, thank you.

I'm fine, thank you.



Hi, hi.


This is Mary.

This is Mai.

Nice to see you.

Nice to see you.

### 2 Listen and tick.



### 3 Let's play.

Spelling bee

friend

F-R-I-E-N-D






## B. CLASSROOM ACTIVITIES

### 1 Let's chant.

Come in, please!  
 Sit down, please!  
 Open your books, please!  
 Read aloud, please!  
 Stand up, please!  
 Say goodbye, please!



### 2 Listen and number.



### 3 Listen and act out.





## C. OUTDOOR ACTIVITIES

### 1 Let's play.

#### Miming game



### 2 Follow the lines and say.



1. Look at Minh. His hobby is swimming.

### 3 Read and act out.

Jump.

Jump high!

Kick.

Kick hard!

Cycle.

Cycle fast!





# UNIT 1

## My friends

### LESSON 1

#### 1 Look, listen and repeat.



#### 2 Listen, point and say.

Where are you from?

I'm from \_\_\_\_\_.



#### 3 Let's talk.


Where are you from?

\_\_\_\_\_.





#### 4 Listen and number.



#### 5 Look, complete and read.



1. I'm Minh. I'm from \_\_\_\_\_.



2. I'm Mary. I'm \_\_\_\_\_.



3. A: \_\_\_\_\_ are you from?

B: I'm from \_\_\_\_\_.



4. A: Where are you \_\_\_\_\_?

B: I'm \_\_\_\_\_.

#### 6 Let's sing.



#### Where are you from?

Hello. I'm Minh.  
I'm from Viet Nam.

Hello, Lucy. Where are you from?  
I'm from Britain.

Hello, Mary. Where are you from?  
I'm from America.

Hello, Ben. Where are you from?  
I'm from Australia.





## LESSON 2

### 1 Look, listen and repeat.



### 2 Listen, point and say.



Where's he / she from?

He's / She's from \_\_\_\_\_.



### 3 Let's talk.


Where's he / she from?





4

Listen and tick.



5

Look, complete and read.



1. A: Where's she from?  
B: She's from \_\_\_\_\_.



2. A: Where's he from?  
B: He's \_\_\_\_\_.



3. A: \_\_\_\_\_ she from?  
B: She's \_\_\_\_\_.



4. A: Where's \_\_\_\_\_?  
B: \_\_\_\_\_ Malaysia.

6

Let's play.

Find someone who is from ...



# LESSON 3

## 1 Listen and repeat.

**a** America I'm from America**a**.  
**ia** Australia She's from Australia**ia**.

## 2 Listen and circle.

1. I'm from \_\_\_\_\_. **a.** America **b.** Australia **c.** Malaysia  
 2. He's from \_\_\_\_\_. **a.** Canada **b.** Australia **c.** America

## 3 Let's chant.



America, America.  
 Mary's from America.  
 She's from America.

Australia, Australia.  
 Ben's from Australia.  
 He's from Australia.





#### 4 Read and tick True or False.

Hello. I am Minh. I am nine years old. I am from Viet Nam. I have two new friends, Tony and Laura. Tony is from America. Laura is from Australia. They are friendly.

1. Minh is nine years old.
2. Minh is from Viet Nam.
3. Tony is from Australia.
4. Laura is from America.

True	False




#### 5 Let's write.

Hi. My name is \_\_\_\_\_. I am \_\_\_\_\_ years old. I am from Viet Nam.

This is my friend, \_\_\_\_\_. He / She is from \_\_\_\_\_. And this is \_\_\_\_\_. He / She is from \_\_\_\_\_.

#### 6 Project


##### Pupil cards



Name: \_\_\_\_\_

Age: \_\_\_\_\_

Country: \_\_\_\_\_



Name: \_\_\_\_\_

Age: \_\_\_\_\_

Country: \_\_\_\_\_

# UNIT 2

# Time and daily routines

## LESSON 1

### 1 Look, listen and repeat.



### 2 Listen, point and say.

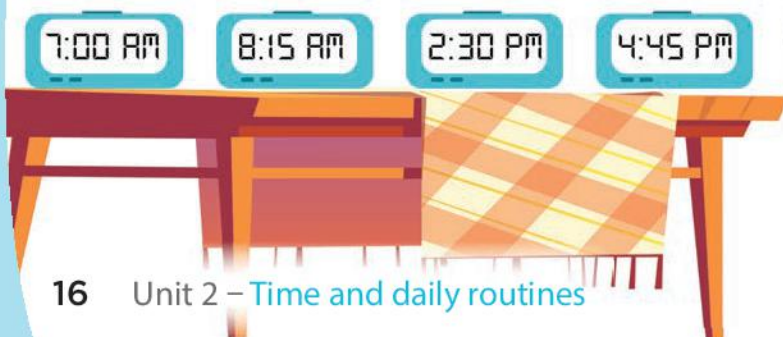
What time is it?

It's \_\_\_\_\_.



### 3 Let's talk.

What time is it?





#### 4 Listen and tick.



#### 5 Look, complete and read.



1. A: What time is it?  
B: It's \_\_\_\_\_ o'clock.



2. A: What time \_\_\_\_\_?  
B: It's one fifteen.



3. A: \_\_\_\_\_ is it?  
B: It's three \_\_\_\_\_.



4. A: \_\_\_\_\_ is it?  
B: It's \_\_\_\_\_.


#### 6 Let's play.

##### Which clock says ...?

It's three fifteen.

- |            |            |             |
|------------|------------|-------------|
| A. 6:00 AM | B. 8:00 AM | C. 12:00 AM |
| D. 1:15 PM | E. 3:15 PM | F. 5:15 PM  |
| G. 7:30 AM | H. 9:30 AM | I. 11:30 AM |
| J. 2:45 PM | K. 4:45 PM | L. 8:45 PM  |

It's clock E!





## LESSON 2

### 1 Look, listen and repeat.



### 2 Listen, point and say.

What time do you \_\_\_\_\_?

I \_\_\_\_\_ at \_\_\_\_\_.



### 3 Let's talk.

What time do you \_\_\_\_\_?

\_\_\_\_\_.





#### 4 Listen and number.



#### 5 Look, complete and read.

- A:** What time do you get up?  
**B:** I get up at \_\_\_\_\_.
- A:** What time do you have breakfast?  
**B:** I have breakfast at \_\_\_\_\_.
- A:** \_\_\_\_\_ do you go to school?  
**B:** I go to school at \_\_\_\_\_.
- A:** What time do you \_\_\_\_\_?  
**B:** I \_\_\_\_\_ at \_\_\_\_\_.



#### 6 Let's sing.



#### What time do you go to school?

What time do you get up?

I get up at six o'clock.

What time do you have breakfast?


I have breakfast at six fifteen.

What time do you go to school?

I go to school at six thirty.

What time do you go to bed?

I go to bed at nine forty-five.



## LESSON 3

### 1 Listen and repeat.

- t** get What time do you get **t** up?  
**d** bed What time do you go to bed **d**?

### 2 Listen and circle.


1. I \_\_\_\_ at six thirty.

- a. get **t** up      b. chat **t** with my friends      c. read **d** a book

2. I \_\_\_\_ at five forty-five.

- a. go out **t**      b. watch TV with my dad **d**      c. go to bed **d**

### 3 Let's chant.



Get up, get up.  
 I get up at six o'clock.  
 I get up at six o'clock.

Go to bed, go to bed.  
 I go to bed at nine fifteen.  
 I go to bed at nine fifteen.



#### 4 Read and match.

I am a pupil at Hoa Lan Primary School. I get up at six o'clock. I wash my face and clean my teeth. Then I have breakfast at six fifteen. I go to school at seven o'clock. I have lunch at school. I have dinner at home at seven thirty. I do my homework and go to bed at nine forty-five.

1. I get up.



2. I go to school.



3. I have dinner.

4. I go to bed.

#### 5 Let's write.

I get up at \_\_\_\_\_. I have breakfast at \_\_\_\_\_.  
I go to school at \_\_\_\_\_.  
What about you? What time do you go to school?

#### 6 Project

##### My daily routine




# UNIT 3

## My week

### LESSON 1

#### 1 Look, listen and repeat.



#### 2 Listen, point and say.

What day is it today?

It's \_\_\_\_\_.



#### 3 Let's talk.

What day is it today?





4

Listen and tick.

Track 28

1.

a



b




2.

a



b



5

Look, complete and read.

1. A: What day is it today?

B: It's \_\_\_\_\_.

2. A: What day is it today?

B: It's \_\_\_\_\_.

3. A: \_\_\_\_\_ is it today?

B: \_\_\_\_\_ Tuesday.

4. A: What day is it \_\_\_\_\_?


B: \_\_\_\_\_.



6

Let's play.

Slap the board



## LESSON 2

### 1 Look, listen and repeat.



### 2 Listen, point and say.



### 3 Let's talk.





#### 4 Listen and number.



#### 5 Look, complete and read.



1. **A:** What day is it today?

**B:** It's \_\_\_\_\_.

2. **A:** \_\_\_\_\_ is it today?

**B:** It's \_\_\_\_\_.

3. **A:** What do you do on Thursdays?

**B:** I \_\_\_\_\_.

4. **A:** \_\_\_\_\_ do you do on Sundays?

**B:** I \_\_\_\_\_.



#### 6 Let's sing.



#### What day is it today?

What day is it today?

It's Monday. It's Monday.

What do you do on Mondays?

I study at school. I study at school.



What day is it today?

It's Sunday. It's Sunday.

What do you do on Sundays?

I listen to music. I listen to music.

## LESSON 3

### 1 Listen and repeat.

**u** music I listen to **music** on Saturdays.

**u** Sunday I do housework on **Sunday**s.

### 2 Listen and circle.

1. a. I listen to **music**.  
b. I stay at home on **Sunday**s.  
c. I **study** at school.
2. a. I listen to **music**.  
b. I **study** at school.  
c. I like **music**.

### 3 Let's chant.

Music, music, music.  
I listen to music on Saturdays.  
I listen to music on Saturdays.

Sundays, Sundays, Sundays.  
What do you do on Sundays?  
I do housework on Sundays.





#### 4 Read and complete.

I am Nam. It is Monday today. It is a school day. I go to school on Mondays, Tuesdays, Wednesdays, Thursdays and Fridays. At the weekend, I stay at home. I do housework on Saturdays. I watch TV on Sundays. What do you do at the weekend?

Nam's week						
Monday	Tuesday	Wednesday	Thursday	Friday	Saturday	Sunday
go to school	(1) _____	go to school	(2) _____	go to school	(3) _____	(4) _____

#### 5 Let's write.

I am \_\_\_\_\_. I go to school \_\_\_\_\_. I do housework on \_\_\_\_\_. On Sundays, I \_\_\_\_\_. What do you do at the weekend?

#### 6 Project

##### Weekend activities



# UNIT 4

## My birthday party

### LESSON 1

#### 1 Look, listen and repeat.



#### 2 Listen, point and say.

When's your birthday?

It's in \_\_\_\_\_.

**a JANUARY**

Mon	Tue	Wed	Thu	Fri	Sat	Sun
					1	2
3	4	5	6	7	8	9
10	11	12	13	14	15	16
17	18	19	20	21	22	23
24	25	26	27	28	29	30
31						

**b FEBRUARY**

Mon	Tue	Wed	Thu	Fri	Sat	Sun
	1	2	3	4	5	6
7	8	9	10	11	12	13
14	15	16	17	18	19	20
21	22	23	24	25	26	27
28						

**c MARCH**

Mon	Tue	Wed	Thu	Fri	Sat	Sun
	1	2	3	4	5	6
7	8	9	10	11	12	13
14	15	16	17	18	19	20
21	22	23	24	25	26	27
28	29	30	31			

**d APRIL**

Mon	Tue	Wed	Thu	Fri	Sat	Sun
					1	2
3	4	5	6	7	8	9
10	11	12	13	14	15	16
17	18	19	20	21	22	23
24	25	26	27	28	29	30


#### 3 Let's talk.

When's your birthday?





#### 4 Listen and number.



#### 5 Look, complete and read.



1. A: When's your birthday?

B: It's in \_\_\_\_\_.



2. A: When's your birthday?

B: It's in \_\_\_\_\_.



3. A: When's your \_\_\_\_\_?

B: It's in \_\_\_\_\_.



4. A: \_\_\_\_\_ your birthday?

B: It's \_\_\_\_\_.

#### 6 Let's sing.



#### When's your birthday?


When's your birthday?  
When's your birthday?  
It's in January.  
My birthday's in January.



When's your birthday?  
When's your birthday?  
It's in February.  
My birthday's in February.

## LESSON 2


### 1 Look, listen and repeat.



### 2 Listen, point and say.

What do you want to eat / drink?

I want \_\_\_\_\_.



### 3 Let's talk.


What do you want to eat / drink?

\_\_\_\_\_.





#### 4 Listen and tick.



#### 5 Look, complete and read.

1. A: Happy birthday, Nam!  
 B: Thank you. \_\_\_\_\_  
 do you want to eat, Mary?  
 A: I want some \_\_\_\_\_.




2. A: What do you want to  
 \_\_\_\_\_, Ben?  
 B: I want some water.  
 A: What do you want to eat?  
 B: I want some \_\_\_\_\_.



#### 6 Let's play.

##### Board race



## LESSON 3

### 1 Listen and repeat.

**j**                  jam                  I like **j**am.  
**w**                  water                  I want some **w**ater.

### 2 Listen and circle.

1. I want some \_\_\_\_.

a. **j**am

b. **w**ater

c. **j**uice

2. There is some \_\_\_\_ on the table.

a. **j**uice

b. **w**ater

c. **j**am

### 3 Let's chant.

Jam, jam.

There's jam on the table.

I want some jam.

Water, water.

There's water on the table.

I want some water.





#### 4 Read and circle.

Dear pen friend,

My name's Bill. I'm from Britain. I'm nine years old. My birthday's in March. It's coming soon. I want some chips and some lemonade at my party. What about you? When's your birthday? What do you want to eat and drink at your party?

Write to me soon.

Bill

1. Bill is from \_\_\_\_\_.  
a. America                      b. Britain                      c. Australia
2. His birthday's in \_\_\_\_\_.  
a. March                      b. January                      c. April
3. He wants some \_\_\_\_\_.  
a. chips                      b. grapes                      c. jam
4. He wants some \_\_\_\_\_.  
a. milk                      b. lemonade                      c. water

#### 5 Let's write.

My name is \_\_\_\_\_. I am from \_\_\_\_\_. My birthday is in \_\_\_\_\_. I want \_\_\_\_\_ at my party.

#### 6 Project

##### A birthday party invitation



# UNIT 5

## Things we can do

### LESSON 1

#### 1 Look, listen and repeat.



#### 2 Listen, point and say.

Can you \_\_\_\_\_?

Yes, I can.

No, I can't.



#### 3 Let's talk.

Can you \_\_\_\_\_?

Yes, / No, \_\_\_\_\_.



**SUMMER CAMP**



## 4 Listen and tick.



## 5 Look, complete and read.



1. **A:** Can you play the piano?

**B:** \_\_\_\_\_.



2. **A:** Can you ride a bike?

**B:** \_\_\_\_\_.



3. **A:** Can you \_\_\_\_\_?

**B:** \_\_\_\_\_, I can.



4. **A:** Can you \_\_\_\_\_?

**B:** \_\_\_\_\_, I can't.

## 6 Let's play.

**Can you ...?**

Can you ride a bike?





## LESSON 2

### 1 Look, listen and repeat.



**a** Can Linh play badminton?

Linh	✓		

Yes, she can.

**b** Can she play football?

Linh	✓	✗	✓

No, she can't, but she can swim.

### 2 Listen, point and say.



Can he / she \_\_\_\_\_?

Yes, he / she can.

No, he / she can't, but he / she can \_\_\_\_\_.



### 3 Let's talk.

Can he / she \_\_\_\_\_?

Yes, \_\_\_\_\_.

No, \_\_\_\_\_, but \_\_\_\_\_.





#### 4 Listen and tick or cross.

Track 51



#### 5 Look, complete and read.

1. A: Can she cook?

B: \_\_\_\_\_, she \_\_\_\_\_.

2. A: Can he draw?

B: \_\_\_\_\_, he \_\_\_\_\_.

3. A: Can she ride a \_\_\_\_\_?

B: No, she can't, but she \_\_\_\_\_ swim.

4. A: \_\_\_\_\_ he play badminton?

B: No, he can't, \_\_\_\_\_ he can roller skate.



#### 6 Let's sing.

Track 52

#### Things they can do



She can draw.  
She can dance.  
She can play the piano,  
but she can't play the guitar.



He can swim.  
He can cook.  
He can ride a bike,  
but he can't ride a horse.



## LESSON 3

### 1 Listen and repeat.

**y** yes

Can you draw? – Yes, I can.

**n** no

Can she swim? – No, she can't.

### 2 Listen and circle.

1. Can he swim?

a. Yes, he can.

b. No, he can't.

2. Can they draw?

a. Yes, they can.

b. No, they can't.

### 3 Let's chant.

Can she draw?

No, she can't. No, she can't.

Can she ride a bike?

Yes, she can. Yes, she can.

Can he swim?

No, he can't. No, he can't.

Can he play the piano?

Yes, he can. Yes, he can.





#### 4 Read and tick True or False.

I have three friends, Ha, Khoa and Rosie. Ha can play badminton, but she can't swim. Khoa can ride a bike, but he can't ride a horse. Rosie can play the piano, but she can't play the guitar. I can sing, but I can't dance. We can all roller skate.

1. Ha can swim.
2. Khoa can't ride a horse.
3. Rosie can play the guitar.
4. They can all roller skate.

True	False

#### 5 Let's write.


I have two friends, Lucy and Ben. Lucy can run, but she can't \_\_\_\_\_. Ben can \_\_\_\_\_, but he can't sing. I can \_\_\_\_\_, but I can't \_\_\_\_\_.



#### 6 Project

##### A school club survey

Hoa can swim, but she can't roller skate.



Our school clubs		<input type="checkbox"/> Sports	<input type="checkbox"/> Music
Names	Can you swim?	Can you roller skate?	
Hoa	✓	X	
An	X	X	
Lam	✓	✓	

# Review 1

## 1 Listen and tick.

- |  |   |   |
|--|---|---|
| 1.    |    |    |
| 2.    |    |    |
| 3.    |    |    |
| 4.   |   |   |
| 5.  |  |  |

## 2 Ask and answer.

- |  |   |
|--|---|
| 1. What time do you go to school?<br> | 2. What do you want to drink?<br> |
| 3. Where's he from?<br>               | 4. Can you cook?<br>              |



### 3 Read and match.

1. What time is it?

2. Where's she from?

3. When's your birthday?

4. What day is it today?

5. What do you want to eat?

a. I want some grapes.

b. It's in April.

c. It's twelve o'clock.

d. She's from Malaysia.

e. It's Tuesday.

### 4 Read and complete.



My name is Ben. I am nine years old. I am from Australia. I am a pupil at Rose Primary School. I go to school from Mondays to Fridays. I like sports and music. I play football on Tuesdays. I play the guitar on Wednesdays. At the weekend, I stay at home and do housework.

This is Ben. He is from (1) \_\_\_\_\_. He is at school from Mondays to (2) \_\_\_\_\_. His hobbies are sports and music. He can play football. He can play the (3) \_\_\_\_\_. He is at home on (4) \_\_\_\_\_ and Sundays.



### 5 Let's write.

I have a friend. Her name is Ann. She is from  (1) \_\_\_\_\_.

Her birthday is in  (2) \_\_\_\_\_. She can  (3) \_\_\_\_\_

and  (4) \_\_\_\_\_, but she can't  (5) \_\_\_\_\_.

# Extension activities

## 1 Look and write.

America

Australia

Britain

Japan

Viet Nam



1. Viet Nam



2. \_\_\_\_\_



3. \_\_\_\_\_



4. \_\_\_\_\_



5. \_\_\_\_\_

## 2 Look and write.

8:00 AM

Washington DC, America

1. In America, it's eight o'clock.

1:00 PM

London, Britain

2. In Britain, it's \_\_\_\_\_.

7:00 PM

Ha Noi, Viet Nam

3. In Viet Nam, it's \_\_\_\_\_.

9:00 PM

Tokyo, Japan

4. In Japan, it's \_\_\_\_\_.

10:00 PM

Canberra, Australia

5. In Australia, it's \_\_\_\_\_.




### 3 Read the questions. Then tick the answers.

1. Which country is near Viet Nam?

A.



Thailand

☐


America

☐


Russia

☐

B.



Australia

☐


Britain

☐


Malaysia

☐

2. Which country is far from Viet Nam?


A.



Canada

☐


Thailand

☐


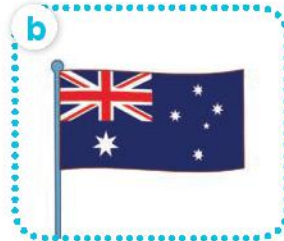
Singapore

☐


B.



Thailand

☐


Australia

☐


Laos



☐

# UNIT 6

## Our school facilities

### LESSON 1



#### 1 Look, listen and repeat.



#### 2 Listen, point and say.

Where's your school?

It's in the \_\_\_\_\_.



#### 3 Let's talk.

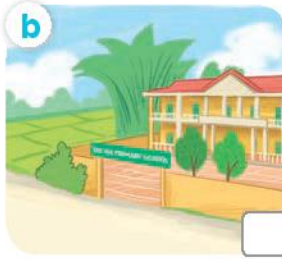
Where's your school?





4

Listen and number.



5

Look, complete and read.



1. A: Where's your school?

B: It's in the \_\_\_\_\_.



2. A: Where's your school?

B: It's in \_\_\_\_\_.



3. A: Where's your \_\_\_\_\_?

B: It's in \_\_\_\_\_.



4. A: \_\_\_\_\_ your school?

B: It's \_\_\_\_\_.



6

Let's play.

Matching pairs



mountains



## LESSON 2

### 1 Look, listen and repeat.

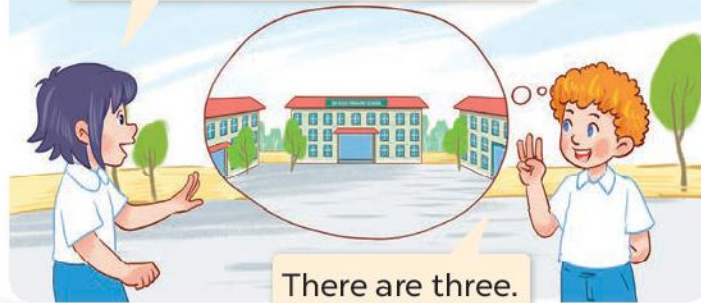
a

Where's your school, Bill?



b

How many buildings are there at your school?



### 2 Listen, point and say.

a

How many \_\_\_\_\_ are there at your school?



b

computer rooms / two



There is \_\_\_\_\_.

There are \_\_\_\_\_.

c

gardens / one



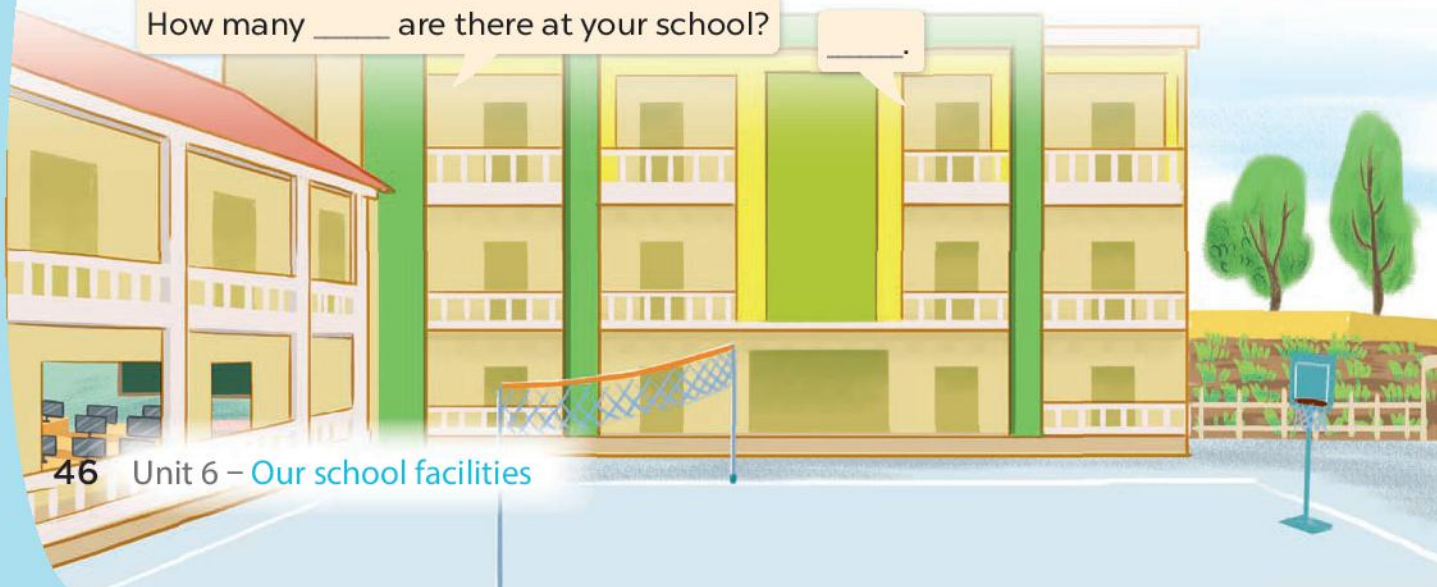
d

buildings / three



### 3 Let's talk.

How many \_\_\_\_\_ are there at your school?





4

Listen and tick.

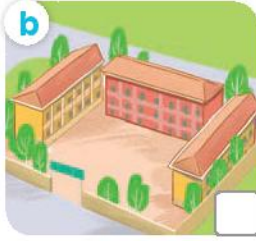
Track  
62

1.

a



b



2.

a



b



5

Look, complete and read.



1. A: Nice to meet you, Nam.  
Where's your school?

B: It's in the \_\_\_\_\_.

A: How many playgrounds are there  
at your school?

B: There is \_\_\_\_\_.

2. A: \_\_\_\_\_ buildings are there  
at your school?

B: There are \_\_\_\_\_.

A: How many gardens \_\_\_\_\_  
at your school?

B: There is one.



6

Let's sing.

Track  
63

### Gardens and buildings at my school

How many gardens are there at your school?

There's one. There's one.

There's one garden at my school.

How many buildings are there at your school?

There are three. There are three.

There are three buildings at my school.



## LESSON 3

### 1 Listen and repeat.

**s** mountains My school is in the mountains**s**.

**es** villages There are three villages**es** near my school.

### 2 Listen and circle.

1. Our school is near two \_\_\_\_.

a. towns

b. villages

c. mountains

2. There are two \_\_\_\_ not far from my school.

a. mountains

b. villages

c. towns

### 3 Let's chant.

Where's your school?

It's in the mountains.

It's in the mountains.

My school is in the mountains.

Where's your school?

It's in the village.

It's in the village.

My school is in the village.





#### 4 Read and complete.

Our school is big. It is in the village. There are three buildings and a garden at our school. The garden has many trees and flowers. There is a big playground. We can play football, badminton and volleyball there.

1. Our school is in the \_\_\_\_\_.
2. There are \_\_\_\_\_ buildings at our school.
3. There is a \_\_\_\_\_ with many trees and flowers.
4. We can play sports in the \_\_\_\_\_.


#### 5 Let's write.

My school is \_\_\_\_\_. There are \_\_\_\_\_. There is \_\_\_\_\_. My school has a playground. We can play \_\_\_\_\_ there. I love my school!

#### 6 Project

##### Our school

Look at my school! It's \_\_\_\_\_.

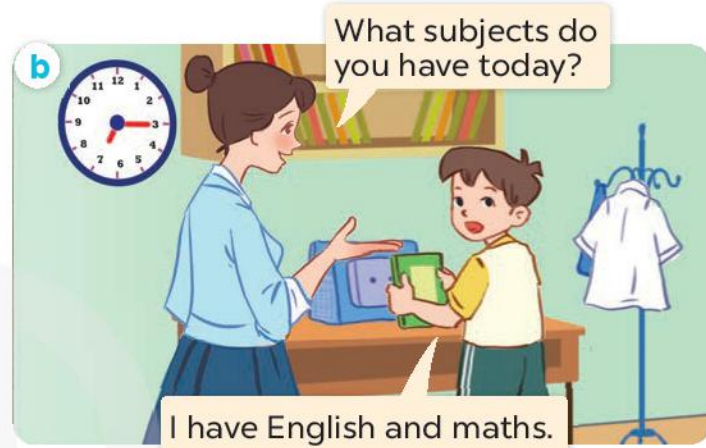


# UNIT 7

## Our timetables

### LESSON 1


#### 1 Look, listen and repeat.



#### 2 Listen, point and say.

What subjects do you have today?

I have \_\_\_\_\_.



#### 3 Let's talk.

What subjects do you have today?





#### 4 Listen and tick or cross.



#### 5 Look, complete and read.



1. A: What subjects do you have today?

B: I have \_\_\_\_\_.



2. A: What subjects do you have today?

B: I \_\_\_\_\_.



3. A: \_\_\_\_\_ do you have today?

B: I have English and \_\_\_\_\_.



4. A: What subjects \_\_\_\_\_ today?

B: I have \_\_\_\_\_ and \_\_\_\_\_.




#### 6 Let's play.

Do the crossword puzzle.

Then ask and answer.

What subjects do you have today?

I have \_\_\_\_\_.



## LESSON 2

### 1 Look, listen and repeat.

a

What subjects do you have today?



I have Vietnamese and science.

b

When do you have maths?



I have it on Mondays and Fridays.

### 2 Listen, point and say.

a



art

b




music

When do you have \_\_\_\_\_?

I have it on \_\_\_\_\_.

c



history and geography

d



English

### 3 Let's talk.

When do you have \_\_\_\_\_?



Monday	Tuesday	Wednesday	Thursday	Friday
Vietnamese	English	science	Vietnamese	Vietnamese
maths	music	maths	art	English
science	maths	Vietnamese	maths	maths
English	Vietnamese	history and geography	English	history and geography



4

## Listen and tick.

1. a ☐

Monday	Tuesday	Wednesday
	music	

b ☐

Monday	Tuesday	Wednesday
		music

2. a ☐

Wednesday	Thursday	Friday
science	science	

b ☐

Wednesday	Thursday	Friday
science		science

5

## Look, complete and read.



1. A: What day is it today?  
 B: It's Tuesday.  
 A: \_\_\_\_\_ subjects do you have today?  
 B: I have \_\_\_\_\_.
2. A: Do you have science today?  
 B: No, I don't.  
 A: When do you have \_\_\_\_\_?  
 B: I have it on \_\_\_\_\_.



6

## Let's sing.



## What subjects do you have today?

What subjects do you have today?

Vietnamese, maths and science.

What subjects do you have today?

Vietnamese, science and maths.

When do you have maths?

I have maths every school day.

When do you have Vietnamese?

I have Vietnamese every school day.



## LESSON 3

### 1 Listen and repeat.

**se** Vietnamese**se** When do you have Vietnamese**se**?  
**ce** science**ce** We have science**ce** today.

### 2 Listen and circle.

1. When do you have \_\_\_\_?
  - a. science**ce**
  - b. Vietnamese**se**
  - c. math**s**
2. They have \_\_\_\_ today.
  - a. math**s**
  - b. science**ce**
  - c. Vietnamese**se**

### 3 Let's chant.

Science, science.  
When do you have science?  
I have science today.  
I have science today.



Vietnamese, Vietnamese.  
When do you have Vietnamese?  
We have Vietnamese today.  
We have Vietnamese today.





#### 4 Read and circle.

My name is Minh. I go to school from Mondays to Fridays. I have Vietnamese and maths every school day. I have English on Mondays, Thursdays and Fridays. I have science on Wednesdays and Thursdays. I have music on Tuesdays. I like music very much.

- Minh has \_\_\_\_\_ every school day.
  - Vietnamese and English
  - Vietnamese and maths
- He has English on Mondays, \_\_\_\_\_.
  - Thursdays and Fridays
  - Wednesdays and Fridays
- He has music on \_\_\_\_\_.
  - Thursdays
  - Tuesdays
- He likes \_\_\_\_\_ very much.
  - science
  - music

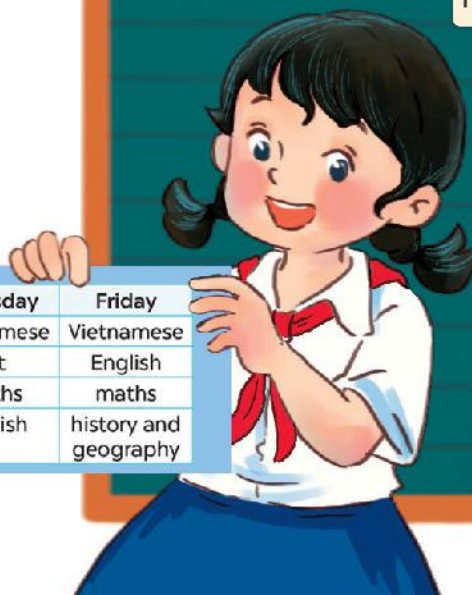
#### 5 Let's write.

My name is \_\_\_\_\_. I go to school from Mondays to Fridays. I have \_\_\_\_\_ today. I have \_\_\_\_\_ on \_\_\_\_\_. I have \_\_\_\_\_ on \_\_\_\_\_. I like \_\_\_\_\_ very much.

#### 6 Project

##### My timetable

Monday	Tuesday	Wednesday	Thursday	Friday
Vietnamese	English	science	Vietnamese	Vietnamese
maths	music	maths	art	English
science	maths	Vietnamese	maths	maths
English	Vietnamese	history and geography	English	history and geography



# UNIT 8

# My favourite subjects

## LESSON 1

### 1 Look, listen and repeat.



### 2 Listen, point and say.

What's your favourite subject?

It's \_\_\_\_\_.



### 3 Let's talk.





#### 4 Listen and tick or cross.



#### 5 Look, complete and read.



1. A: What's your favourite subject?

B: It's \_\_\_\_\_.

2. A: \_\_\_\_\_ your favourite subject?

B: It's \_\_\_\_\_.

3. A: What's your favourite \_\_\_\_\_?

B: It's \_\_\_\_\_.

4. A: What's your \_\_\_\_\_?

B: It's \_\_\_\_\_.



#### 6 Let's sing.



##### My favourite subject

I like drawing.

My favourite subject is art.

I like singing.

My favourite subject is music.

I like running.

My favourite subject is PE.

I like computers.

My favourite subject is IT.





## LESSON 2

### 1 Look, listen and repeat.



a

What's your favourite subject, Nam?

It's English.

b

Why do you like English?

English

Because I want to be an English teacher.

### 2 Listen, point and say.



a

English

Why do you like \_\_\_\_\_?

English / an English teacher

b

music / a singer

Because I want to be \_\_\_\_\_.

c

art / a painter

d

maths / a maths teacher

### 3 Let's talk.

Why do you like \_\_\_\_\_?



#### 4 Listen and number.



#### 5 Look, complete and read.



1. A: What's your favourite subject?

B: It's art. I like it.

A: \_\_\_\_\_ do you like art?

B: Because I want to be a \_\_\_\_\_.



2. A: I like IT. It's my favourite \_\_\_\_\_.

B: Why do you like it?

A: \_\_\_\_\_ I want to be an IT teacher.

How about you?


B: My favourite subject is \_\_\_\_\_.

I want to be a singer.



#### 6 Let's play.

##### Sentence making



## LESSON 3

### 1 Listen and repeat.

**ke** like I **like** English.  
**te** write Let's write **te**.

### 2 Listen and circle.

1. a. I **like** music.  
b. I **write** a story.  
c. I **write** a letter.
2. a. I **like** Vietnamese.  
b. I **like** English.  
c. I **write** in English.

### 3 Let's chant.

Art, art.  
My favourite subject is art.  
Why do you like it?  
Because I want to be a painter.



English, English.  
My favourite subject is English.  
Why do you like it?  
Because I want to be an English teacher.



#### 4 Read and tick True or False.

My name is Peter. It is Thursday today. I have English, PE, music, art and maths at school. My favourite subject is English. I like it because I want to be an English teacher. I also like music because I want to be a singer too. I do not like maths because I am not good at it.

1. His name is Peter.
2. He has four subjects at school.
3. His favourite subject is English.
4. Music is not his favourite subject.

True	False

#### 5 Let's write.

My name is \_\_\_\_\_. I have \_\_\_\_\_ and maths today.  
My favourite subject is \_\_\_\_\_. I like it because I want to be \_\_\_\_\_.  
What is your favourite subject?

#### 6 Project

##### A survey of favourite subjects

His favourite subject is maths.



Name	Favourite subject	Reason
Bill	maths	a maths teacher



# UNIT 9

## Our sports day

### LESSON 1

#### 1 Look, listen and repeat.



#### 2 Listen, point and say.

Is your sports day in \_\_\_\_\_?

Yes, it is.

No, it isn't. It's in \_\_\_\_\_.

**a**

**APRIL**

MO	TU	WE	TH	FR	SA	SU
				1	2	3
4	5	6	7	8	9	10
11	12	13	14	15	16	17
18	19	20	21	22	23	24
25	26	27	28	29	30	

April / Yes

**b**

**MAY**

MO	TU	WE	TH	FR	SA	SU
						1
2	3	4	5	6	7	8
9	10	11	12	13	14	15
16	17	18	19	20	21	22
23	24	25	26	27	28	29
30	31					

May / Yes

**c**

**JUNE**

MO	TU	WE	TH	FR	SA	SU
		1	2	3	4	5
6	7	8	9	10	11	12
13	14	15	16	17	18	19
20	21	22	23	24	25	26
27	28	29	30			

April / No / June

**d**

**JULY**

MO	TU	WE	TH	FR	SA	SU
				1	2	3
4	5	6	7	8	9	10
11	12	13	14	15	16	17
18	19	20	21	22	23	24
25	26	27	28	29	30	31

May / No / July

#### 3 Let's talk.

Is your sports day in \_\_\_\_\_?

\_\_\_\_\_.



JANUARY	FEBRUARY	MARCH	APRIL
1 2 3 4 5 6 7 8 9 10 11 12 13 14 15 16 17 18 19 20 21 22 23 24 25 26 27 28 29 30 31	1 2 3 4 5 6 7 8 9 10 11 12 13 14 15 16 17 18 19 20 21 22 23 24 25 26 27 28	1 2 3 4 5 6 7 8 9 10 11 12 13 14 15 16 17 18 19 20 21 22 23 24 25 26 27 28 29 30 31	1 2 3 4 5 6 7 8 9 10 11 12 13 14 15 16 17 18 19 20 21 22 23 24 25 26 27 28 29 30
MAY	JUNE	JULY	AUGUST
1 2 3 4 5 6 7 8 9 10 11 12 13 14 15 16 17 18 19 20 21 22 23 24 25 26 27 28 29 30 31	1 2 3 4 5 6 7 8 9 10 11 12 13 14 15 16 17 18 19 20 21 22 23 24 25 26 27 28 29 30	1 2 3 4 5 6 7 8 9 10 11 12 13 14 15 16 17 18 19 20 21 22 23 24 25 26 27 28 29 30 31	1 2 3 4 5 6 7 8 9 10 11 12 13 14 15 16 17 18 19 20 21 22 23 24 25 26 27 28 29 30 31
SEPTEMBER	OCTOBER	NOVEMBER	DECEMBER
1 2 3 4 5 6 7 8 9 10 11 12 13 14 15 16 17 18 19 20 21 22 23 24 25 26 27 28 29 30	1 2 3 4 5 6 7 8 9 10 11 12 13 14 15 16 17 18 19 20 21 22 23 24 25 26 27 28 29 30 31	1 2 3 4 5 6 7 8 9 10 11 12 13 14 15 16 17 18 19 20 21 22 23 24 25 26 27 28 29 30	1 2 3 4 5 6 7 8 9 10 11 12 13 14 15 16 17 18 19 20 21 22 23 24 25 26 27 28 29 30 31



#### 4 Listen and match.



1.



2.



3.



a

APRIL						
MO	TU	WE	TH	FR	SA	SU
				1	2	3
4	5	6	7	8	9	10
11	12	13	14	15	16	17
18	19	20	21	22	23	24
25	26	27	28	29	30	

b

JUNE						
MO	TU	WE	TH	FR	SA	SU
		1	2	3	4	5
6	7	8	9	10	11	12
13	14	15	16	17	18	19
20	21	22	23	24	25	26
27	28	29	30			

c

MAY						
MO	TU	WE	TH	FR	SA	SU
						1
2	3	4	5	6	7	8
9	10	11	12	13	14	15
16	17	18	19	20	21	22
23	24	25	26	27	28	29
30	31					

#### 5 Look, complete and read.



- A: Is your sports day in June?  
B: Yes, \_\_\_\_\_.
- A: Is your sports day in \_\_\_\_\_?  
B: Yes, it is.
- A: \_\_\_\_\_ your sports day in February?  
B: No, it isn't. It's in \_\_\_\_\_.
- A: Is your sports day \_\_\_\_\_ July?  
B: \_\_\_\_\_. It's in March.



JUNE						
MO	TU	WE	TH	FR	SA	SU
						1
2	3	4	5	6	7	8
9	10	11	12	13	14	15
16	17	18	19	20	21	22
23	24	25	26	27	28	29
30	31					

APRIL						
MO	TU	WE	TH	FR	SA	SU
						1
2	3	4	5	6	7	8
9	10	11	12	13	14	15
16	17	18	19	20	21	22
23	24	25	26	27	28	29
30						

MAY						
MO	TU	WE	TH	FR	SA	SU
						1
2	3	4	5	6	7	8
9	10	11	12	13	14	15
16	17	18	19	20	21	22
23	24	25	26	27	28	29
30	31					

MARCH						
MO	TU	WE	TH	FR	SA	SU
						1
2	3	4	5	6	7	8
9	10	11	12	13	14	15
16	17	18	19	20	21	22
23	24	25	26	27	28	29
30	31					

#### 6 Let's sing.



#### Our sports day

Sports day, sports day.  
Is your sports day in May?  
Yes, it is. Yes, it is.  
It's in May.



MAY						
S	M	T	W	T	F	S
1	2	3	4	5	6	7
8	9	10	11	12	13	14
15	16	17	18	19	20	21
22	23	24	25	26	27	28
29	30	31				

Sports day, sports day.  
Is your sports day in June?  
No, it isn't. No, it isn't.  
It's in July.



JULY						
S	M	T	W	T	F	S
1	2	3	4	5	6	7
8	9	10	11	12	13	14
15	16	17	18	19	20	21
22	23	24	25	26	27	28
29	30	31				

## LESSON 2

### 1 Look, listen and repeat.



a

What's that?



It's a picture of our sports day.

b

When's your sports day?



It's in October.

### 2 Listen, point and say.



When's your sports day?

It's in \_\_\_\_\_.



### 3 Let's talk.

When's your sports day?

\_\_\_\_\_.





#### 4 Listen and tick.



1. a



b



2. a



b



#### 5 Look, complete and read.



1. A: Is your sports day in September?

B: \_\_\_\_\_, it is. When's your sports day?

A: It's in \_\_\_\_\_.



2. A: Our sports day is in October.

\_\_\_\_\_ your sports day in October too?

B: No, it isn't.

A: \_\_\_\_\_ your sports day?

B: It's in \_\_\_\_\_.



#### 6 Let's play.

##### Who's faster?

Our sports day is in January.

January  
February  
March

Example: Our sports day is in March.

?



## LESSON 3

### 1 Listen and repeat.

- y** February Our sports day is in February.
- y** July My birthday is in July.

### 2 Listen and circle.

1. Is your sports day in \_\_\_\_?
- a. July                      b. February                      c. January
2. I like \_\_\_\_.
- a. July                      b. January                      c. cycling

### 3 Let's chant.

When's your sports day?  
In January, February or May?  
In January, in January.  
It's in January.

JANUARY						
M	T	W	T	F	S	S
					1	2
3	4	5	6	7	8	9
10	11	12	13	14	15	16
17	18	19	20	21	22	23
24	25	26	27	28	29	30
31						

SCHOOL SPORTS DAY

JULY						
M	T	W	T	F	S	S
				1	2	3
4	5	6	7	8	9	10
11	12	13	14	15	16	17
18	19	20	21	22	23	24
25	26	27	28	29	30	31

When's your sports day?  
In May, June or July?  
In July, in July.  
It's in July.





#### 4 Read and tick True or False.

Our sports day is in November. It is in the school playground. There are many pupils and teachers. We play different sports and games. The boys play badminton. The girls play football. The teachers play basketball. It is a lot of fun!

1. The sports day is in November.
2. The sports day is in the school gym.
3. The boys play badminton.
4. The girls play basketball.

True	False
<input type="checkbox"/>	<input type="checkbox"/>
<input type="checkbox"/>	<input type="checkbox"/>
<input type="checkbox"/>	<input type="checkbox"/>
<input type="checkbox"/>	<input type="checkbox"/>

#### 5 Let's write.

Our school sports day is in \_\_\_\_\_. We play sports and games in the school playground. The girls \_\_\_\_\_. The boys \_\_\_\_\_. The teachers \_\_\_\_\_. We all love our sports day.

#### 6 Project

##### Our sports day poster

Our sports day is in October. \_\_\_\_\_.



# UNIT 10

# Our summer holidays

## LESSON 1

### 1 Look, listen and repeat.



### 2 Listen, point and say.

Were you \_\_\_\_\_ last weekend?

Yes, I was.

No, I wasn't.



### 3 Let's talk.

Were you \_\_\_\_\_ last weekend?

Yes / No \_\_\_\_\_.





#### 4 Listen and tick.



1.

a



b



2.

a



b



#### 5 Look, complete and read.



1. I was at \_\_\_\_\_ yesterday.



2. I was \_\_\_\_\_ last weekend.



3. A: Were you in the mountains last weekend?

B: No, I wasn't. I was in \_\_\_\_\_.



4. A: \_\_\_\_\_ you on the beach yesterday?

B: \_\_\_\_\_, I was.



#### 6 Let's sing.



#### Were you on the beach yesterday?

Were you, were you,  
Were you on the beach?  
Were you on the beach yesterday?  
Yes, I was. Yes, I was.  
I was on the beach yesterday.

Were you, were you,  
Were you on the beach?  
Were you on the beach yesterday?  
No, I wasn't. No, I wasn't.  
I was in the countryside yesterday.





## LESSON 2

### 1 Look, listen and repeat.



### 2 Listen, point and say.

Where were you last summer?

I was in \_\_\_\_\_.



### 3 Let's talk.

Where were you last summer?





#### 4 Listen and match.



1.



2.



3.



4.



#### 5 Look, complete and read.



1. A: Where were you last summer, Mai?

B: I was in \_\_\_\_\_.

A: Is it a big city?

B: \_\_\_\_\_, it is.



2. A: \_\_\_\_\_ were you last summer, Nam?

B: I \_\_\_\_\_ in Sydney.

Were you in Sydney, too?

A: \_\_\_\_\_, I wasn't.



#### 6 Let's play.

##### Making sentences



## LESSON 3

### 1 Listen and repeat.

ere

were

Were you on the beach last summer?

ere

where

Where were you last weekend?

### 2 Listen and circle.

1. a. Were you on the beach last weekend?  
b. Where were you last summer?  
c. Were you in the countryside last summer?
2. a. Where were you last weekend?  
b. Where were you yesterday?  
c. Were you at the campsite yesterday?

### 3 Let's chant.

Were you at the campsite yesterday?

Yes, I was. Yes, I was.

Where were you last summer?

I was on the beach.

Were you on the beach yesterday?

No, I wasn't. No, I wasn't.

Where were you last summer?

I was in the countryside.





#### 4 Read and complete.

I am Mai. Last summer, I was on holiday in London. The city was busy. The food was good. The people were helpful. My holiday was great!



My name is Tony. I was on holiday in Ha Long Bay last summer. The bay was beautiful. The food was excellent. The people were friendly. My holiday was very nice!



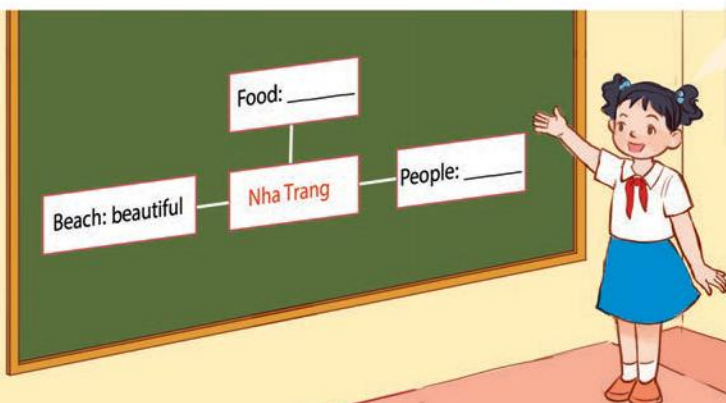
1. Last summer, Mai was in London and Tony was in \_\_\_\_\_.
2. London was busy and Ha Long Bay was \_\_\_\_\_.
3. The people in London were \_\_\_\_\_ and the people in Ha Long were friendly.
4. Their holidays were \_\_\_\_\_.

#### 5 Let's write.

I am \_\_\_\_\_. Last summer, I was on holiday in \_\_\_\_\_ with my family. The \_\_\_\_\_ was beautiful. The food was \_\_\_\_\_. The people were \_\_\_\_\_. My holiday was great!

#### 6 Project

##### My last summer holiday



Last summer, I was on holiday in Nha Trang. The beach was beautiful. \_\_\_\_\_.



# Review 2

## 1 Listen and tick.



1.   
2.   
3.   
4.   
5.   

## 2 Ask and answer.

1. How many buildings are there in your school?



2. What's your favourite subject?



3. When is your sports day?



4. Where were you last summer?





### 3 Read and match.

1. What subjects do you have today?

a. I was in Sydney.

2. When do you have art?

b. I have English, maths and Vietnamese.

3. Where were you last summer?

c. Yes, it is.

4. Is your sports day in April?

d. I have it on Wednesdays.

### 4 Read and complete.

were      computer rooms      music      sing      village

Dear Linh,

My school is in the (1) \_\_\_\_\_. There are twenty classrooms, two (2) \_\_\_\_\_ and a beautiful garden.

My favourite subject is (3) \_\_\_\_\_. I can play the piano and (4) \_\_\_\_\_ with my friends.

It was our sports day yesterday. The activities there (5) \_\_\_\_\_ fun. It was great.

Tell me about your school.

Bye!

Joe

### 5 Let's write.

Dear Joe,

My school is in \_\_\_\_\_. There are \_\_\_\_\_ classrooms.

My favourite subject is \_\_\_\_\_. I like it because

I \_\_\_\_\_. I love sports. Our last sports day was in \_\_\_\_\_.

Bye!

\_\_\_\_\_

# Extension activities

## 1 Read and match.

1. There is a lot of traffic. There are many people. It's busy and noisy. Look at the tall buildings!



a. countryside

2. There are many trees and fields. There aren't many people. It's quiet here. Listen! I can hear birds singing.



b. city

## 2 Write *countryside* (a) or *city* (b).

- |                     |       |                |       |
|---------------------|-------|----------------|-------|
| 1. tall buildings   | _____ | 2. many people | _____ |
| 3. a lot of trees   | _____ | 4. many fields | _____ |
| 5. a lot of traffic | _____ | 6. busy        | _____ |
| 7. noisy            | _____ | 8. quiet       | _____ |



### 3 Board game. Roll a dice. Listen and answer.



# Wordlist

activity	/æk'tɪvəti/	hoạt động
America	/ə'merɪkə/	nước Hoa Kỳ
April	/'eɪprəl/	tháng Tư
art	/ɑ:t/	môn Mỹ thuật
August	/'ɔ:gəst/	tháng Tám
Australia	/v'streɪliə/	nước Ô-xtrây-li-a
Bangkok	/bæŋ'kɒk/	Băng Cốc (thủ đô của nước Thái Lan)
beach	/bi:tʃ/	bãi biển
because	/bɪ'kɒz/	bởi vì
birthday	/'bɜ:θdeɪ/	ngày sinh
Britain	/'brɪtn/	nước Anh
building	/'bɪldɪŋ/	toà nhà
campsite	/'kæmpsɑ:t/	địa điểm cắm trại
can	/kən/, /kæn/	có thể, biết (làm gì)
chips	/tʃɪps/	khoai tây rán
city	/'sɪti/	thành phố
computer room	/kəm'pjʊ:tə ru:m/	phòng máy tính
countryside	/'kʌntrisaɪd/	nông thôn, vùng quê
December	/dɪ'sembə/	tháng Mười Hai
English	/'ɪŋɡlɪʃ/	môn Tiếng Anh
(English) teacher	/('ɪŋɡlɪʃ) 'ti:tʃə/	giáo viên (dạy Tiếng Anh)
February	/'februəri/	tháng Hai
forty-five	/,fɔ:ti 'faɪv/	số 45
Friday	/'fraɪdeɪ/	thứ Sáu
garden	/'gɑ:dn/	vườn
get up	/get 'ʌp/	thức dậy
go (to bed)	/'gəʊ (tə 'bed)/	đi (ngủ)
go (to school)	/'gəʊ (tə 'sku:l)/	đi (học)
grape	/greɪp/	quả nho
hat	/hæt/	cái mũ
have (breakfast)	/hæv ('brekfəst)/	dùng (bữa sáng)
history and geography	/'hɪstri ænd dʒɪ'ɒɡrəfi/	môn Lịch sử và Địa lí
housework	/'haʊswɜ:k/	việc nhà



IT (information technology)	/aɪ 'tiː/ (/,ɪnfə'meɪʃn tek'nɒlədʒi/)	môn Tin học, môn Công nghệ thông tin
jam	/dʒæm/	mứt
January	/'dʒænjuəri/	tháng Giêng
Japan	/dʒə'pæn/	nước Nhật
jump	/dʒʌmp/	nhảy
last	/lɑːst/	trước, lần trước
lemonade	/,lemə'neɪd/	nước chanh
London	/'lʌndən/	Luân Đôn (thủ đô của nước Anh)
Malaysia	/mə'leɪziə/, /mə'leɪzə/	nước Ma-lay-xi-a
March	/mɑːtʃ/	tháng Ba
maths	/mæθs/	môn Toán, toán học
(maths) teacher	/(mæθs) 'tiːtʃə/	giáo viên (dạy Toán)
May	/meɪ/	tháng Năm
Monday	/'mʌndeɪ/	thứ Hai
mountains	/'maʊntənz/	vùng núi
music	/'mjuːzɪk/	môn Âm nhạc
November	/nəʊ'vembə/	tháng Mười Một
o'clock	/ə'klɒk/	giờ (dùng sau giờ chẵn, ví dụ: 8 giờ: eight o'clock)
October	/ɒk'təʊbə/	tháng Mười
outdoor	/'aʊtdɔː/	ngoài trời
painter	/'peɪntə/	họa sĩ
party	/'pɑːti/	buổi tiệc
PE (physical education)	/,piː 'iː/ (/,fɪzɪkl edʒu'keɪʃn/)	môn Thể dục, môn Giáo dục thể chất
play the guitar	/pleɪ ðə ɡɪ'tɑː/	chơi đàn ghi ta
play the piano	/pleɪ ðə pi'ænəʊ/	chơi đàn piano
ride (a bike)	/raɪd (ə baɪk)/	đạp xe
ride (a horse)	/raɪd (ə hɔːs)/	cưỡi ngựa
roller skate	/'rəʊlə skeɪt/	trượt patanh
Saturday	/'sætədeɪ/	thứ Bảy
school garden	/skuːl 'ɡɑːdn/	vườn trường

science	/ˈsaɪəns/	môn Khoa học
September	/sep'tembə/	tháng Chín
Singapore	/ˌsɪŋə'pɔː/	nước Xinh-ga-po
sports day	/ˈspɔːts deɪ/	ngày hội thể thao
stay at home	/steɪ ət hæʊm/	ở nhà
story	/ˈstɔːri/	chuyện, câu chuyện
study	/ˈstʌdi/	học, nghiên cứu
subject	/ˈsʌbdʒɪkt/, /ˈsʌbdʒekt/	môn học
Sunday	/ˈsʌndeɪ/	Chủ Nhật
Sydney	/ˈsɪdni/	Xít-ni (thành phố của nước Ô-xtrây-li-a)
Thailand	/ˈtaɪlənd/	nước Thái Lan
thirty	/ˈθɜːti/	số 30
Thursday	/ˈθɜːzdeɪ/	thứ Năm
today	/tə'deɪ/	hôm nay
Tokyo	/ˈtəʊkiəʊ/	Tô-ki-ô (thủ đô của nước Nhật)
town	/taʊn/	thị trấn
Tuesday	/ˈtjuːzdeɪ/	thứ Ba
Viet Nam	/ˌviːet'næm/	nước Việt Nam
Vietnamese	/ˌviːetnə'miːz/	môn Tiếng Việt
village	/ˈvɪlɪdʒ/	ngôi làng
wash	/ˈwɒʃ/	rửa
Wednesday	/ˈwenzdeɪ/	thứ Tư
weekday	/ˈwiːkdeɪ/	ngày trong tuần (từ thứ Hai đến thứ Sáu)
weekend	/ˌwiːk'end/	ngày cuối tuần (thứ Bảy và Chủ Nhật)
when	/wen/	khi nào
why	/waɪ/	tại sao
yesterday	/ˈjestədeɪ/	ngày hôm qua